

SRO
MOTORSPORTS GROUP



Blancpain GT Series Asia

Rounds 5 & 6

Suzuka International Circuit

28th June – 1st July 2018



Results Provided by Timing Solutions Ltd
www.tsl-timing.com

JB 1735
BLANCPAIN
MANUFACTURE DE HAUTE HORLOGERIE



AMG
MOTORSPORT



Moty's

panta
RACING GEAR

GULLWING
RACE PREPARE

TSL
SPORTS TIMING
TIMING SOLUTIONS LTD

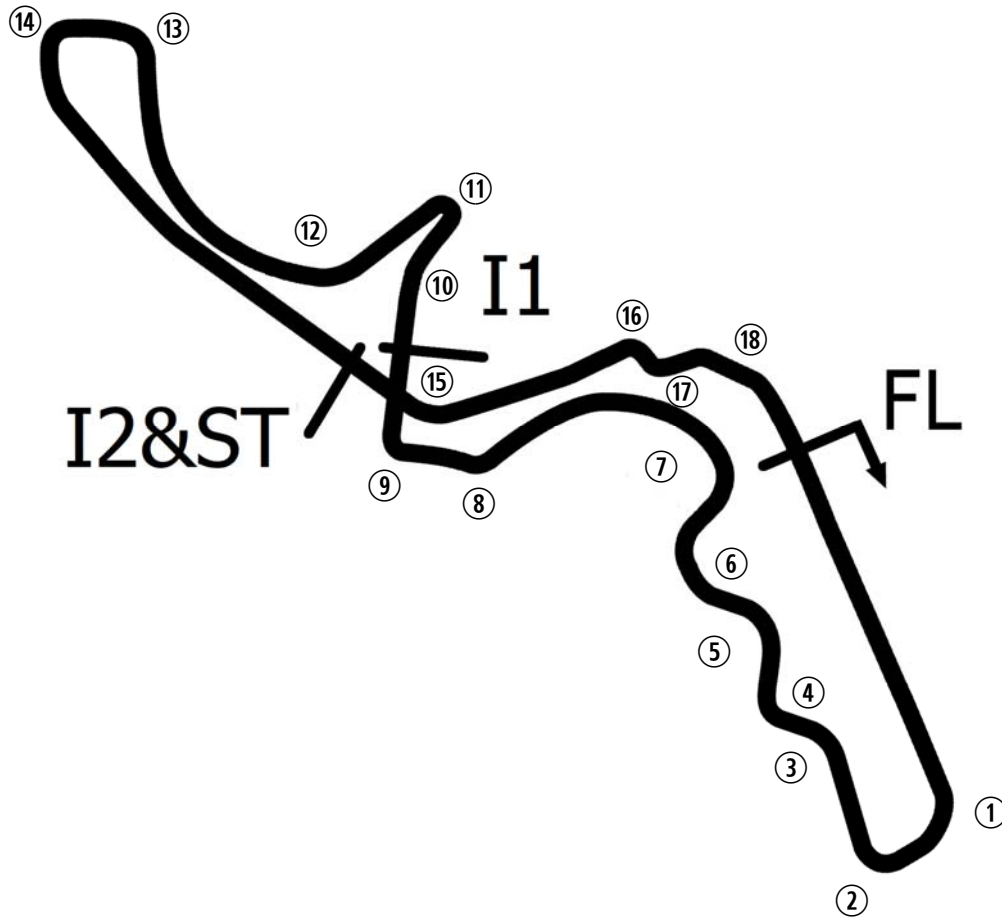
J&S
MOTORSPORT
LOGISTICS

MRTC

Supercar
Club
HONG KONG

SRO
MOTORSPORTS GROUP

Suzuka International Circuit



Length	3.608 miles	5807.0 m
Start Line Offset	300m	
VMax	1236m	
I1	2594m	
I2	4724m	
Pit Entry	5808m	
Pit Exit	373.5m after FL	
Pit Entry–Pit Exit 415.2m, 24.9s @60kph		

Blancpain GT Series Asia 2018

RACE 2 - CLASSIFICATION - FINAL

POS	NO	CL	PIC	TEAM / DRIVERS	CAR	LAPS	TIME	GAP	DIFF	KPH	BEST	ON
1	19	GT3S	1	FFF Racing Team by ACM (CHN) Dennis LIND (DNK) / Martin KODRIC (HRV)	Lamborghini Huracan GT3	25	1:01:09.361			142.43	2:04.599	15
2	23	GT3S	2	KCMG (HKG)	Nissan GT-R NISMO GT3	25	1:01:11.310	1.948	1.948	142.35	2:04.599	16
3	999	GT3S	3	GruppeM Racing Team (HKG) Markus POMMER (DEU) / Patric NIEDERHAUSER (CHE)	Mercedes-AMG GT3	25	1:01:12.810	3.448	1.500	142.29	2:04.732	5
4	63	GT3PA	4	FFF Racing Team by ACM (CHN) Hiroshi HAMAGUCHI (JPN) / Marco MAPELLI (CHE)	Lamborghini Huracan GT3	25	1:01:17.180	7.818	4.370	142.12	2:04.292	5
5	911	GT3S	5	Craft Bamboo Racing (HKG) Shae DAVIES (AUS) / Sandy STUVIK (THA)	Porsche 991 GT3R	25	1:01:18.068	8.707	0.888	142.09	2:05.554	5
6	888	GT3PA	6	GruppeM Racing Team (HKG) Alexander MATTSCHULL (DEU) / Raffaele MARCIELLO (ITA)	Mercedes-AMG GT3	25	1:01:18.945	9.583	0.876	142.05	2:03.847	5
7	86	GT3S	7	OD Racing Team WRT (MYS) Aditya PATEL (IND) / Mitchell GILBERT (MYS)	Audi R8 LMS GT3	25	1:01:21.502	12.141	2.557	141.96	2:06.844	16
8	5	GT3S	8	Phoenix Racing Asia (HKG) Shaun THONG (HKG) / Alex YOONG (MYS)	Audi R8 LMS GT3	25	1:01:27.518	18.157	6.015	141.72	2:05.806	18
9	991	GT3S	9	Craft Bamboo Racing (HKG) Aidan READ (AUS) / Darryl O'YOUNG (HKG)	Porsche 991 GT3R	25	1:01:28.622	19.261	1.104	141.68	2:06.426	18
10	33	GT3S	10	Porsche Team EBI (JPN) Tetsuya YAMANO (JPN) / Naoya YAMANO (JPN)	Porsche 991 GT3 R	25	1:01:28.986	19.625	0.363	141.67	2:06.270	18
11	8	GT3AM	11	ARN Racing (JPN) Hideki NAGAI (JPN) / Shinji TAKEI (JPN)	Ferrari 488 GT3	25	1:01:29.765	20.404	0.779	141.64	2:07.470	15
12	777	GT3PA	12	CarGuy Racing (JPN) Takeshi KIMURA (JPN) / Kei COZZOLINO (JPN)	Lamborghini Huracan GT3	25	1:01:36.817	27.456	7.051	141.37	2:05.791	6
13	47	GT3PA	13	D'station Racing (JPN) Satoshi HOSHINO (JPN) / Seiji ARA (JPN)	Porsche 991 GT3 R	25	1:01:37.700	28.339	0.883	141.33	2:06.658	18
14	18	GT3PA	14	KCMG (HKG) Yuke TANIGUCHI (JPN) / Alexandre IMPERATORI (CHE)	Nissan GT-R NISMO GT3	25	1:01:40.125	30.764	2.424	141.24	2:05.655	7
15	27	GT3S	15	HubAuto Corsa (TPE) Hongli YE (CHN) / Nick FOSTER (AUS)	Ferrari 488 GT3	25	1:01:44.847	35.485	4.721	141.06	2:03.776	5
16	45	GT3AM	16	KCMG (HKG) Naoto TAKEDA (JPN) / Takuya SHIRASAKA (JPN)	Audi R8 LMS GT3	25	1:01:54.690	45.328	9.843	140.69	2:06.867	6
17	37 *	GT3PA	17	Absolute Racing (HKG) Anthony LIU (CHN) / Josh BURDON (HKG)	Audi R8 LMS GT3	25	1:01:57.223	47.862	2.533	140.59	2:04.782	8
18	390	GT3PA	18	Kizashi x Success Racing (JPN) Tamotsu KONDO (JPN) / Naoki YOKOMIZO (JPN)	Lamborghini Huracan GT3	25	1:02:03.612	54.251	6.388	140.35	2:05.890	5
19	51	GT3AM	19	AMAC Motorsport (AUS) Andrew MACPHERSON (AUS) / William PORTER (AUS)	Lamborghini Huracan GT3	25	1:02:05.962	56.601	2.350	140.26	2:08.331	6
20	97 *	GT3PA	20	Indigo Racing (KOR) Juwon SEO (KOR) / Roelof BRUINS (NDL)	Mercedes-AMG GT3	25	1:02:14.291	1:04.930	8.329	139.95	2:05.733	7
21	666	GT4AM	1	GruppeM Racing Team (HKG) Ryuichirou OHTSUKA (JPN) / Reinhold RENGER (DEU)	Mercedes-AMG GT4	24	1:02:16.711	1 Lap	1 Lap	134.26	2:17.116	4
22	72	GT4AM	2	Team iRaceWin (TPE) Ringo CHONG (SGP) / Gilles VANNELET (FRA)	Mercedes-AMG GT4	24	1:02:22.628	1 Lap	5.917	134.05	2:17.333	4
23	77	GT4AM	3	Craft Bamboo Racing (HKG) Frank YU (HKG) / Jean Marc MERLIN (FRA)	Mercedes-AMG GT4	24	1:02:23.047	1 Lap	0.418	134.04	2:18.762	4
24	81	GT4AM	4	BMW Team Studie (JPN) Takayuki KINOSHITA (JPN) / Sunako JUKUCHOU (JPN)	BMW M4 GT4	24	1:02:31.266	1 Lap	8.219	133.74	2:17.578	4
25	17	GT4AM	5	Taiwan Top Speed Racing Team (TWN) George CHOU (TPE) / Keo CHANG (TPE)	Porsche Cayman GT4 Clubspor	24	1:02:31.855	1 Lap	0.588	133.72	2:19.530	7
26	82	GT4AM	6	BMW Team Studie (JPN) Ken URATA (JPN) / Max CHEN (TPE)	BMW M4 GT4	24	1:02:32.261	1 Lap	0.405	133.71	2:18.698	4
27	11 *	GT4AM	7	TTR Team SARD (HKG) Brian LEE (TPE) / Tony FONG (HKG)	Porsche Cayman GT4 Clubspor	24	1:03:02.053	1 Lap	29.792	132.65	2:19.600	5
28	3	GT3S	21	Absolute Racing (HKG) Martin RUMP (EST) / Franky CHENG (CHN)	Audi R8 LMS GT3	18	43:57.687	7 Laps	6 Laps	142.66	2:04.685	16

NOT CLASSIFIED

NC	28	GT3PA		HubAuto Corsa (TPE) Morris CHEN (TPE) / Tim SLADE (AUS)	Ferrari 488 GT3	8	19:34.062	17 Laps	10 Laps	142.44	2:04.181	5
NC	12	GT4AM		Clearwater Racing (SGP) Richard WEE (SGP) / Daniel AU (SGP)	McLaren 570S GT4	7	19:12.327	18 Laps	1 Lap	126.99	2:25.333	5
NC	7	GT3PA		Absolute Racing (HKG) Andrew KIM (KOR) / Hderly FONG (HKG)	Audi R8 LMS GT3	0						

FASTEST LAP

27	GT3	HubAuto Corsa (TPE) Hongli YE (CHN) / Nick FOSTER (AUS)	Ferrari 488 GT3	5	2:03.776	104.94 mph	168.89 kph
27	GT3S	HubAuto Corsa (TPE) Hongli YE (CHN) / Nick FOSTER (AUS)	Ferrari 488 GT3	5	2:03.776	104.94 mph	168.89 kph
888	GT3PA	GruppeM Racing Team (HKG) Alexander MATTSCHULL (DEU) / Raffaele MARCIELLO (ITA)	Mercedes-AMG GT3	5	2:03.847	104.88 mph	168.79 kph
45	GT3AM	KCMG (HKG) Naoto TAKEDA (JPN) / Takuya SHIRASAKA (JPN)	Audi R8 LMS GT3	6	2:06.867	102.38 mph	164.77 kph
666	GT4AM	GruppeM Racing Team (HKG) Ryuichirou OHTSUKA (JPN) / Reinhold RENGER (DEU)	Mercedes-AMG GT4	4	2:17.116	94.73 mph	152.46 kph

* Car 37 - 30 Second penalty added to race time, causing a collision. Stewards decision number 34

* Car 11 - 30 Second penalty added to race time, causing a collision. Stewards decision number 35

* Car 97 - 30 Second penalty added to race time, initiated contact. Stewards decision number 36

Suzuka

Circuit Length = 5.807 km

Start: 10:53 Flag 11:54 End: 12:01

Weather / Track : Sunny / Dry

These results are provisional until the conclusion of any judicial and technical matters.

Race Director : Ravin	Clerk of the Course :	Stewards :	Timekeeper :
-----------------------	-----------------------	------------	--------------

Blancpain GT Series Asia 2018

RACE 2 - CLASSIFICATION BY CLASS - FINAL

CLASS : GT3

POS	NO	NAME	NAT	ENTRY	LAPS	TIME	GAP	DIFF	KPH	BEST	ON
1	19	FFF Racing Team by ACM	CHN	Lamborghini Huracan GT3	25	1:01:09.361			142.43	2:04.599	15
2	23	KCMG	HKG	Nissan GT-R NISMO GT3	25	1:01:11.310	1.948	1.948	142.35	2:04.599	16
3	999	GruppeM Racing Team	HKG	Mercedes-AMG GT3	25	1:01:12.810	3.448	1.500	142.29	2:04.732	5
4	63	FFF Racing Team by ACM	CHN	Lamborghini Huracan GT3	25	1:01:17.180	7.818	4.370	142.12	2:04.292	5
5	911	Craft Bamboo Racing	HKG	Porsche 991 GT3R	25	1:01:18.068	8.707	0.888	142.09	2:05.554	5
6	888	GruppeM Racing Team	HKG	Mercedes-AMG GT3	25	1:01:18.945	9.583	0.876	142.05	2:03.847	5
7	86	OD Racing Team WRT	MYS	Audi R8 LMS GT3	25	1:01:21.502	12.141	2.557	141.96	2:06.844	16
8	5	Phoenix Racing Asia	HKG	Audi R8 LMS GT3	25	1:01:27.518	18.157	6.015	141.72	2:05.806	18
9	991	Craft Bamboo Racing	HKG	Porsche 991 GT3R	25	1:01:28.622	19.261	1.104	141.68	2:06.426	18
10	33	Porsche Team EBI	JPN	Porsche 991 GT3 R	25	1:01:28.986	19.625	0.363	141.67	2:06.270	18
11	8	ARN Racing	JPN	Ferrari 488 GT3	25	1:01:29.765	20.404	0.779	141.64	2:07.470	15
12	777	CarGuy Racing	JPN	Lamborghini Huracan GT3	25	1:01:36.817	27.456	7.051	141.37	2:05.791	6
13	47	D'station Racing	JPN	Porsche 991 GT3 R	25	1:01:37.700	28.339	0.883	141.33	2:06.658	18
14	18	KCMG	HKG	Nissan GT-R NISMO GT3	25	1:01:40.125	30.764	2.424	141.24	2:05.655	7
15	27	HubAuto Corsa	TPE	Ferrari 488 GT3	25	1:01:44.847	35.485	4.721	141.06	2:03.776	5
16	45	KCMG	HKG	Audi R8 LMS GT3	25	1:01:54.690	45.328	9.843	140.69	2:06.867	6
17	37*	Absolute Racing	HKG	Audi R8 LMS GT3	25	1:01:57.223	47.862	2.533	140.59	2:04.782	8
18	390	Kizashi x Saccess Racing	JPN	Lamborghini Huracan GT3	25	1:02:03.612	54.251	6.388	140.35	2:05.890	5
19	51	AMAC Motorsport	AUS	Lamborghini Huracan GT3	25	1:02:05.962	56.601	2.350	140.26	2:08.331	6
20	97*	Indigo Racing	KOR	Mercedes-AMG GT3	25	1:02:14.291	1:04.930	8.329	139.95	2:05.733	7
21	3	Absolute Racing	HKG	Audi R8 LMS GT3	18	43:57.687	7 Laps	7 Laps	142.66	2:04.685	16
NC	28	HubAuto Corsa	TPE	Ferrari 488 GT3	8	19:34.062	17 Laps	10 Laps	142.44	2:04.181	5
NC	7	Absolute Racing	HKG	Audi R8 LMS GT3	0		25 Laps	8 Laps			

CLASS : GT3 - GT3S

POS	NO	NAME	NAT	ENTRY	LAPS	TIME	GAP	DIFF	KPH	BEST	ON
1	19	FFF Racing Team by ACM	CHN	Lamborghini Huracan GT3	25	1:01:09.361			142.43	2:04.599	15
2	23	KCMG	HKG	Nissan GT-R NISMO GT3	25	1:01:11.310	1.948	1.948	142.35	2:04.599	16
3	999	GruppeM Racing Team	HKG	Mercedes-AMG GT3	25	1:01:12.810	3.448	1.500	142.29	2:04.732	5
4	911	Craft Bamboo Racing	HKG	Porsche 991 GT3R	25	1:01:18.068	8.707	5.258	142.09	2:05.554	5
5	86	OD Racing Team WRT	MYS	Audi R8 LMS GT3	25	1:01:21.502	12.141	3.433	141.96	2:06.844	16
6	5	Phoenix Racing Asia	HKG	Audi R8 LMS GT3	25	1:01:27.518	18.157	6.015	141.72	2:05.806	18
7	991	Craft Bamboo Racing	HKG	Porsche 991 GT3R	25	1:01:28.622	19.261	1.104	141.68	2:06.426	18
8	33	Porsche Team EBI	JPN	Porsche 991 GT3 R	25	1:01:28.986	19.625	0.363	141.67	2:06.270	18
9	27	HubAuto Corsa	TPE	Ferrari 488 GT3	25	1:01:44.847	35.485	15.860	141.06	2:03.776	5
10	3	Absolute Racing	HKG	Audi R8 LMS GT3	18	43:57.687	7 Laps	7 Laps	142.66	2:04.685	16

CLASS : GT3 - GT3PA

POS	NO	NAME	NAT	ENTRY	LAPS	TIME	GAP	DIFF	KPH	BEST	ON
1	63	FFF Racing Team by ACM	CHN	Lamborghini Huracan GT3	25	1:01:17.180			142.12	2:04.292	5
2	888	GruppeM Racing Team	HKG	Mercedes-AMG GT3	25	1:01:18.945	1.764	1.764	142.05	2:03.847	5
3	777	CarGuy Racing	JPN	Lamborghini Huracan GT3	25	1:01:36.817	19.637	17.872	141.37	2:05.791	6
4	47	D'station Racing	JPN	Porsche 991 GT3 R	25	1:01:37.700	20.520	0.883	141.33	2:06.658	18
5	18	KCMG	HKG	Nissan GT-R NISMO GT3	25	1:01:40.125	22.945	2.424	141.24	2:05.655	7

Suzuka

Circuit Length = 5.807 km

Start: 10:53 Flag 11:54 End: 12:01

Weather / Track : Sunny / Dry

These results are provisional until the conclusion of any judicial and technical matters.

Race Director : Ravin	Clerk of the Course :	Stewards :	Timekeeper :
-----------------------	-----------------------	------------	--------------

Blancpain GT Series Asia 2018

RACE 2 - CLASSIFICATION BY CLASS - FINAL

6	37 *	Absolute Racing	HKG	Audi R8 LMS GT3	25	1:01:57.223	40.043	17.098	140.59	2:04.782	8
7	390	Kizashi x Saccess Racing	JPN	Lamborghini Huracan GT3	25	1:02:03.612	46.432	6.388	140.35	2:05.890	5
8	97 *	Indigo Racing	KOR	Mercedes-AMG GT3	25	1:02:14.291	57.111	10.679	139.95	2:05.733	7
NC	28	HubAuto Corsa	TPE	Ferrari 488 GT3	8	19:34.062	17 Laps	17 Laps	142.44	2:04.181	5
NC	7	Absolute Racing	HKG	Audi R8 LMS GT3	0		25 Laps	8 Laps			

CLASS : GT3 - GT3AM

POS	NO	NAME	NAT	ENTRY	LAPS	TIME	GAP	DIFF	KPH	BEST	ON
1	8	ARN Racing	JPN	Ferrari 488 GT3	25	1:01:29.765			141.64	2:07.470	15
2	45	KCMG	HKG	Audi R8 LMS GT3	25	1:01:54.690	24.924	24.924	140.69	2:06.867	6
3	51	AMAC Motorsport	AUS	Lamborghini Huracan GT3	25	1:02:05.962	36.196	11.272	140.26	2:08.331	6

CLASS : GT4 - GT4

POS	NO	NAME	NAT	ENTRY	LAPS	TIME	GAP	DIFF	KPH	BEST	ON
1	666	GruppeM Racing Team	HKG	Mercedes-AMG GT4	24	1:02:16.711			134.26	2:17.116	4
2	72	Team iRaceWin	TPE	Mercedes-AMG GT4	24	1:02:22.628	5.917	5.917	134.05	2:17.333	4
3	77	Craft Bamboo Racing	HKG	Mercedes-AMG GT4	24	1:02:23.047	6.335	0.418	134.04	2:18.762	4
4	81	BMW Team Studie	JPN	BMW M4 GT4	24	1:02:31.266	14.554	8.219	133.74	2:17.578	4
5	17	Taiwan Top Speed Racing Team	TWN	Porsche Cayman GT4 Clubsport MR	24	1:02:31.855	15.143	0.588	133.72	2:19.530	7
6	82	BMW Team Studie	JPN	BMW M4 GT4	24	1:02:32.261	15.549	0.405	133.71	2:18.698	4
7	11 *	TTR Team SARD	HKG	Porsche Cayman GT4 Clubsport MR	24	1:03:02.053	45.341	29.792	132.65	2:19.600	5
NC	12	Clearwater Racing	SGP	McLaren 570S GT4	7	19:12.327	17 Laps	17 Laps	126.99	2:25.333	5

FASTEST LAP

27	GT3	HubAuto Corsa	TPE	Ferrari 488 GT3 -	5	2:03.776			104.94 mph	168.89 kph
27	GT3S	HubAuto Corsa	TPE	Ferrari 488 GT3 -	5	2:03.776			104.94 mph	168.89 kph
888	GT3PA	GruppeM Racing Team	HKG	Mercedes-AMG GT3 -	5	2:03.847			104.88 mph	168.79 kph
45	GT3AM	KCMG	HKG	Audi R8 LMS GT3 -	6	2:06.867			102.38 mph	164.77 kph
666	GT4	GruppeM Racing Team	HKG	Mercedes-AMG GT4 -	4	2:17.116			94.73 mph	152.46 kph

* Car 37 - 30 Second penalty added to race time, causing a collision. Stewards decision number 34

* Car 11 - 30 Second penalty added to race time, causing a collision. Stewards decision number 35

* Car 97 - 30 Second penalty added to race time, initiated contact. Stewards decision number 36

Weather / Track : Sunny / Dry

These results are provisional until the conclusion of any judicial and technical matters.

Suzuka

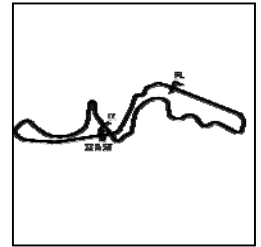
Circuit Length = 5.807 km

Start: 10:53 Flag 11:54 End: 12:01

Race Director : Ravin	Clerk of the Course :	Stewards :	Timekeeper :
-----------------------	-----------------------	------------	--------------

Blancpain GT Series Asia 2018

RACE 2 - SECTOR ANALYSIS



SECTOR 1 = FL to I1, SECTOR 2 = I1 to I2 SECTOR 3 = I2 to I3, SECTOR 4 = I3 to FL, DIFF = Difference To Personal Best Lap, P = Crossed Finish Line in Pit Lane, D = Time Disallowed

P1 19 GT3S FFF Racing Team by ACM				Lamborghini Huracan GT3				
IDEAL LAP TIME : 2:04.019		BEST LAP TIME : 2:04.599		DIFFERENCE : 0.580				
D1: Dennis LIND		D2: Martin KODRIC						
LAP	SECTOR 1	SECTOR 2	SECTOR 3	SPEED TRAP	LAP TIME	KPH	DIFF	TIME OF DAY
1 - D2		45.657	28.091	225.9	2:20.567	148.71	15.968	10:55:44.345
2 - D2	1:26.495	1:18.818	42.597	89.4	3:27.911	100.54	1:23.311	10:59:12.257
3 - D2	1:34.668	1:16.862	32.800	107.4	3:24.331	102.31	1:19.731	11:02:36.588
4 - D2	56.893	45.468	22.711	243.5	2:05.074	167.14	0.474	11:04:41.662
5 - D2	56.379	45.517	22.820	243.7	2:04.717	167.61	0.118	11:06:46.380
6 - D2	56.455	45.488	22.720	243.7	2:04.664 (2)	167.69	0.065	11:08:51.044
7 - D2	56.653	45.855	22.948	243.7	2:05.457	166.63	0.857	11:10:56.501
8 - D2	56.698	45.831	22.979	242.8	2:05.509	166.56	0.910	11:13:02.011
9 - D2	56.772	45.773	23.393	242.5	2:05.939	165.99	1.339	11:15:07.950
10 - D2	57.595	46.369	29.676	213.3	2:13.641	156.42	9.041	11:17:21.591
11 - D2	1:04.375	47.338	IN PIT	242.5	2:19.056 P	150.33	14.456	11:19:40.648
12 - D1	OUTLAP	46.595	24.045	239.6	3:43.558	93.51	1:38.959	11:23:24.206
13 - D1	1:29.332	1:20.016	28.155	90.4	3:17.504	105.84	1:12.904	11:26:41.711
14 - D1	58.232	45.105	22.692	245.9	2:06.030	165.87	1.430	11:28:47.741
15 - D1	56.244	45.632	22.722	242.9	2:04.599 (1)	167.77		11:30:52.340
16 - D1	57.422	45.828	23.159	243.6	2:06.410	165.37	1.810	11:32:58.751
17 - D1	56.573	45.590	22.783	241.6	2:04.948	167.31	0.348	11:35:03.699
18 - D1	56.236	45.682	22.770	241.2	2:04.689 (3)	167.65	0.090	11:37:08.389
19 - D1	56.398	45.633	24.255	243.5	2:06.288	165.53	1.688	11:39:14.677
20 - D1	1:31.512	1:21.883	42.109	108.0	3:35.506	97.00	1:30.906	11:42:50.183
21 - D1	1:34.780	1:18.396	28.480	92.2	3:21.657	103.66	1:17.057	11:46:11.840
22 - D1	57.060	45.606	22.677	240.8	2:05.343	166.78	0.744	11:48:17.184
23 - D1	56.564	45.741	22.767	241.9	2:05.073	167.14	0.473	11:50:22.257
24 - D1	56.705	45.820	22.715	241.9	2:05.241	166.91	0.642	11:52:27.499
25 - D1	56.756	45.848	23.034	241.3	2:05.639	166.38	1.040	11:54:33.139

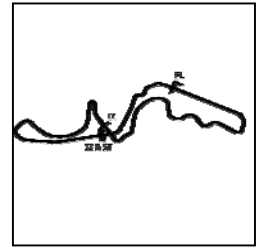
P2 23 GT3S KCMG				Nissan GT-R NISMO GT3				
IDEAL LAP TIME : 2:04.562		BEST LAP TIME : 2:04.599		DIFFERENCE : 0.037				
D1: Edoardo LIBERATI		D2: Florian STRAUSS						
LAP	SECTOR 1	SECTOR 2	SECTOR 3	SPEED TRAP	LAP TIME	KPH	DIFF	TIME OF DAY
1 - D2		46.557	29.322	193.9	2:27.804	141.43	23.205	10:55:51.582
2 - D2	1:25.649	1:20.113	41.874	98.7	3:27.637	100.68	1:23.038	10:59:19.220
3 - D2	1:35.161	1:14.095	31.741	115.4	3:20.999	104.00	1:16.400	11:02:40.219
4 - D2	57.315	45.834	23.232	243.5	2:06.382	165.41	1.783	11:04:46.601
5 - D2	57.585	45.763	23.439	240.8	2:06.787	164.88	2.188	11:06:53.389
6 - D2	57.369	45.713	22.971	243.2	2:06.053	165.84	1.454	11:08:59.443
7 - D2	57.544	46.012	23.043	241.8	2:06.601	165.12	2.002	11:11:06.044
8 - D2	57.690	46.008	23.388	240.8	2:07.087	164.49	2.488	11:13:13.131
9 - D2	57.490	46.240	23.357	241.5	2:07.088	164.49	2.489	11:15:20.220
10 - D2	1:01.688	47.802	25.294	241.6	2:14.785	155.10	10.186	11:17:35.005
11 - D2	1:03.995	46.955	IN PIT	242.5	2:18.866 P	150.54	14.267	11:19:53.872
12 - D1	OUTLAP	46.406	23.401	237.1	3:39.555	95.21	1:34.956	11:23:33.427
13 - D1	1:21.798	1:19.761	28.391	77.7	3:09.952	110.05	1:05.353	11:26:43.379
14 - D1	58.623	46.618	23.389	244.8	2:08.631	162.51	4.032	11:28:52.011
15 - D1	57.593	46.542	23.081	242.1	2:07.217	164.32	2.618	11:30:59.228
16 - D1	56.567	45.483	22.548	242.2	2:04.599 (1)	167.77		11:33:03.827
17 - D1	56.530	45.645	22.630	242.6	2:04.806 (2)	167.50	0.207	11:35:08.633
18 - D1	57.150	46.206	23.259	242.3	2:06.616	165.10	2.017	11:37:15.249
19 - D1	57.389	45.755	25.911	244.6	2:09.055	161.98	4.456	11:39:24.305
20 - D1	1:23.563	1:22.298	41.777	109.9	3:27.639	100.68	1:23.040	11:42:51.945
21 - D1	1:34.079	1:18.210	28.968	92.9	3:21.258	103.87	1:16.659	11:46:13.203
22 - D1	57.412	45.695	22.737	241.1	2:05.844	166.11	1.245	11:48:19.048
23 - D1	57.001	45.623	22.689	241.6	2:05.314	166.82	0.715	11:50:24.363
24 - D1	56.811	45.668	22.797	241.3	2:05.277 (3)	166.87	0.678	11:52:29.641
25 - D1	56.817	45.771	22.857	241.5	2:05.447	166.64	0.848	11:54:35.088

Weather / Track : Sunny / Dry

Suzuka
Circuit Length = 5.807 km
Start: 10:53 Flag 11:54 End: 12:01

Blancpain GT Series Asia 2018

RACE 2 - SECTOR ANALYSIS



SECTOR 1 = FL to I1, SECTOR 2 = I1 to I2 SECTOR 3 = I2 to I3, SECTOR 4 = I3 to FL, DIFF = Difference To Personal Best Lap, P = Crossed Finish Line in Pit Lane, D = Time Disallowed

P3 999 GT3S GruppeM Racing Team				Mercedes-AMG GT3				
IDEAL LAP TIME : 2:04.652		BEST LAP TIME : 2:04.732		DIFFERENCE : 0.080				
D1: Markus POMMER		D2: Patric NIEDERHAUSER						
LAP	SECTOR 1	SECTOR 2	SECTOR 3	SPEED TRAP	LAP TIME	KPH	DIFF	TIME OF DAY
1 - D2		45.994	28.529	211.1	2:21.819	147.40	17.087	10:55:45.597
2 - D2	1:26.391	1:19.102	42.324	88.9	3:27.817	100.59	1:23.085	10:59:13.415
3 - D2	1:34.502	1:16.225	32.781	106.4	3:23.509	102.72	1:18.777	11:02:36.925
4 - D2	57.172	45.606	22.814	241.5	2:05.594	166.45	0.861	11:04:42.519
5 - D2	56.472	45.531	22.729	241.1	2:04.732 (1)	167.60		11:06:47.252
6 - D2	56.397	45.569	22.785	242.2	2:04.747 (2)	167.58	0.014	11:08:51.999
7 - D2	56.572	45.631	22.794	242.1	2:04.997 (3)	167.24	0.265	11:10:56.997
8 - D2	56.958	45.891	25.008	241.4	2:05.853	166.10	1.120	11:13:02.850
9 - D2	56.947	45.823	25.881	240.6	2:08.652	162.49	3.920	11:15:11.502
10 - D2	58.382	46.461	25.807	239.8	2:10.651	160.00	5.918	11:17:22.154
11 - D2	1:04.685	47.257	IN PIT	240.3	2:19.464	P 149.89	14.732	11:19:41.619
12 - D1	OUTLAP	48.354	24.274	235.1	3:40.353	94.87	1:35.620	11:23:21.972
13 - D1	1:30.962	1:20.230	28.154	85.5	3:19.346	104.86	1:14.614	11:26:41.318
14 - D1	1:00.002	45.698	24.498	242.8	2:10.198	160.56	5.466	11:28:51.517
15 - D1	56.864	45.667	23.038	241.3	2:05.570	166.48	0.838	11:30:57.087
16 - D1	56.688	45.605	23.200	242.3	2:05.493	166.58	0.761	11:33:02.581
17 - D1	56.756	45.718	23.193	241.7	2:05.668	166.35	0.935	11:35:08.249
18 - D1	57.012	47.357	22.920	241.5	2:07.291	164.23	2.558	11:37:15.540
19 - D1	57.536	45.962	25.824	242.7	2:09.322	161.65	4.590	11:39:24.863
20 - D1	1:24.033	1:21.932	41.946	104.3	3:27.911	100.54	1:23.179	11:42:52.775
21 - D1	1:34.120	1:18.259	28.213	100.0	3:20.593	104.21	1:15.861	11:46:13.369
22 - D1	58.073	45.832	23.099	240.3	2:07.005	164.60	2.272	11:48:20.374
23 - D1	56.954	45.889	22.878	241.9	2:05.723	166.27	0.990	11:50:26.097
24 - D1	56.695	45.706	22.811	240.9	2:05.213	166.95	0.481	11:52:31.310
25 - D1	56.658	45.792	22.826	241.8	2:05.277	166.87	0.544	11:54:36.588

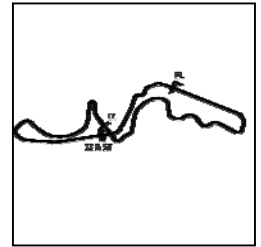
P4 63 GT3PA FFF Racing Team by ACM				Lamborghini Huracan GT3				
IDEAL LAP TIME : 2:04.281		BEST LAP TIME : 2:04.292		DIFFERENCE : 0.011				
D1: Hiroshi HAMAGUCHI		D2: Marco MAPELLI						
LAP	SECTOR 1	SECTOR 2	SECTOR 3	SPEED TRAP	LAP TIME	KPH	DIFF	TIME OF DAY
1 - D2		45.474	28.086	225.2	2:19.898	149.43	15.605	10:55:43.676
2 - D2	1:26.590	1:18.588	42.857	79.5	3:28.035	100.48	1:23.743	10:59:11.711
3 - D2	1:34.510	1:17.051	32.773	110.5	3:24.334	102.30	1:20.042	11:02:36.046
4 - D2	56.905	45.363	22.698	244.0	2:04.968	167.28	0.675	11:04:41.014
5 - D2	56.305	45.314	22.672	243.7	2:04.292 (1)	168.19		11:06:45.307
6 - D2	56.293	45.380	22.760	244.5	2:04.434 (2)	168.00	0.141	11:08:49.741
7 - D2	56.358	45.399	22.749	243.7	2:04.507 (3)	167.90	0.214	11:10:54.248
8 - D2	56.455	45.589	22.882	243.7	2:04.927	167.33	0.635	11:12:59.176
9 - D2	56.561	45.646	23.149	242.7	2:05.356	166.76	1.064	11:15:04.533
10 - D2	57.605	48.808	30.188	219.3	2:16.602	153.03	12.309	11:17:21.135
11 - D2	1:04.288	47.131	IN PIT	233.7	2:18.124	P 151.35	13.831	11:19:39.260
12 - D1	OUTLAP	48.100	24.609	238.9	3:42.477	93.96	1:38.185	11:23:21.737
13 - D1	1:29.420	1:21.298	28.796	91.6	3:19.514	104.78	1:15.222	11:26:41.252
14 - D1	59.631	45.884	23.606	244.6	2:09.121	161.90	4.829	11:28:50.374
15 - D1	57.028	45.802	23.082	242.3	2:05.912	166.02	1.620	11:30:56.287
16 - D1	56.769	45.807	23.299	242.0	2:05.877	166.07	1.584	11:33:02.164
17 - D1	56.613	45.703	23.482	242.5	2:05.799	166.17	1.506	11:35:07.964
18 - D1	56.782	46.833	23.537	245.5	2:07.152	164.41	2.859	11:37:15.116
19 - D1	56.690	46.093	24.354	243.2	2:07.137	164.42	2.845	11:39:22.254
20 - D1	1:24.860	1:21.697	42.207	108.6	3:28.765	100.13	1:24.472	11:42:51.019
21 - D1	1:34.569	1:18.160	29.397	91.6	3:22.127	103.42	1:17.834	11:46:13.146
22 - D1	59.347	45.884	22.999	237.0	2:08.231	163.02	3.939	11:48:21.378
23 - D1	57.196	46.097	23.347	244.4	2:06.641	165.07	2.348	11:50:28.019
24 - D1	56.969	45.965	23.405	243.5	2:06.340	165.46	2.047	11:52:34.359
25 - D1	57.066	46.003	23.529	243.5	2:06.598	165.13	2.305	11:54:40.958

Weather / Track : Sunny / Dry

Suzuka
Circuit Length = 5.807 km
Start: 10:53 Flag 11:54 End: 12:01

Blancpain GT Series Asia 2018

RACE 2 - SECTOR ANALYSIS



SECTOR 1 = FL to I1, SECTOR 2 = I1 to I2 SECTOR 3 = I2 to I3, SECTOR 4 = I3 to FL, DIFF = Difference To Personal Best Lap, P = Crossed Finish Line in Pit Lane, D = Time Disallowed

P5 911 GT3S Craft Bamboo Racing				Porsche 991 GT3R				
IDEAL LAP TIME : 2:05.309		BEST LAP TIME : 2:05.554		DIFFERENCE : 0.245				
D1: Shae DAVIES		D2: Sandy STUVIK						
LAP	SECTOR 1	SECTOR 2	SECTOR 3	SPEED TRAP	LAP TIME	KPH	DIFF	TIME OF DAY
1 - D2		46.432	28.022	194.3	2:22.641	146.55	17.086	10:55:46.419
2 - D2	1:26.299	1:19.476	42.554	79.0	3:28.330	100.34	1:22.775	10:59:14.749
3 - D2	1:33.717	1:17.362	31.711	115.7	3:22.790	103.08	1:17.235	11:02:37.540
4 - D2	57.146	45.978	23.113	242.5	2:06.238	165.60	0.683	11:04:43.778
5 - D2	56.389	46.148	23.017	242.4	2:05.554 (1)	166.50		11:06:49.333
6 - D2	56.712	46.014	23.115	242.3	2:05.842 (3)	166.12	0.288	11:08:55.176
7 - D2	56.830	46.032	23.114	242.5	2:05.977	165.94	0.422	11:11:01.153
8 - D2	56.646	45.990	23.133	242.7	2:05.769 (2)	166.21	0.215	11:13:06.923
9 - D2	56.988	46.327	23.601	241.8	2:06.917	164.71	1.362	11:15:13.841
10 - D2	1:00.915	47.624	25.742	236.5	2:14.283	155.67	8.728	11:17:28.124
11 - D2	1:02.993	46.507	IN PIT	241.9	2:16.393	P 153.27	10.838	11:19:44.518
12 - D1	OUTLAP	46.962	23.477	236.2	3:50.387	90.73	1:44.833	11:23:34.905
13 - D1	1:21.234	1:19.612	28.823	83.4	3:09.670	110.21	1:04.115	11:26:44.576
14 - D1	57.629	46.677	23.882	245.7	2:08.190	163.07	2.635	11:28:52.766
15 - D1	57.565	46.186	23.699	246.0	2:07.451	164.02	1.896	11:31:00.217
16 - D1	57.401	46.188	23.359	243.9	2:06.949	164.67	1.394	11:33:07.167
17 - D1	56.959	45.964	23.083	243.6	2:06.006	165.90	0.452	11:35:13.173
18 - D1	56.937	46.025	22.959	243.0	2:05.921	166.01	0.367	11:37:19.095
19 - D1	57.067	45.961	25.110	243.9	2:08.138	163.14	2.583	11:39:27.234
20 - D1	1:23.152	1:21.897	41.896	107.3	3:26.945	101.01	1:21.390	11:42:54.179
21 - D1	1:34.488	1:17.588	28.249	97.8	3:20.326	104.35	1:14.772	11:46:14.506
22 - D1	58.585	45.970	23.177	243.9	2:07.733	163.66	2.179	11:48:22.239
23 - D1	57.342	45.990	23.196	244.0	2:06.529	165.22	0.974	11:50:28.769
24 - D1	57.432	45.966	23.075	243.4	2:06.474	165.29	0.919	11:52:35.243
25 - D1	57.299	46.160	23.143	243.4	2:06.603	165.12	1.048	11:54:41.846

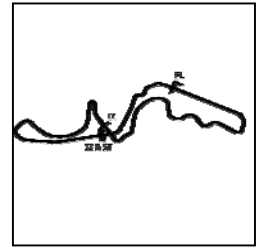
P6 888 GT3PA GruppeM Racing Team				Mercedes-AMG GT3				
IDEAL LAP TIME : 2:03.847		BEST LAP TIME : 2:03.847		DIFFERENCE : 0.000				
D1: Alexander MATTSCHULL		D2: Raffaele MARCIELLO						
LAP	SECTOR 1	SECTOR 2	SECTOR 3	SPEED TRAP	LAP TIME	KPH	DIFF	TIME OF DAY
1 - D2		45.604	27.863	231.2	2:19.376	149.99	15.528	10:55:43.154
2 - D2	1:26.265	1:18.690	42.979	88.4	3:27.935	100.53	1:24.087	10:59:11.089
3 - D2	1:34.332	1:17.468	32.807	107.6	3:24.607	102.17	1:20.759	11:02:35.697
4 - D2	56.664	45.367	22.804	240.1	2:04.836	167.46	0.988	11:04:40.533
5 - D2	56.091	45.259	22.496	241.1	2:03.847 (1)	168.79		11:06:44.381
6 - D2	56.276	45.510	22.590	241.4	2:04.376 (2)	168.07	0.528	11:08:48.758
7 - D2	56.369	45.719	22.608	240.8	2:04.698 (3)	167.64	0.850	11:10:53.456
8 - D2	56.504	45.567	22.732	240.0	2:04.805	167.50	0.957	11:12:58.261
9 - D2	56.554	45.694	23.289	240.9	2:05.538	166.52	1.690	11:15:03.799
10 - D2	57.722	48.958	30.151	211.7	2:16.832	152.77	12.984	11:17:20.632
11 - D2	1:03.956	46.880	IN PIT	239.6	2:18.127	P 151.34	14.280	11:19:38.760
12 - D1	OUTLAP	49.468	24.328	232.5	3:41.893	94.21	1:38.045	11:23:20.653
13 - D1	1:29.361	1:21.936	28.202	87.5	3:19.499	104.78	1:15.651	11:26:40.153
14 - D1	57.207	46.227	23.129	236.8	2:06.565	165.17	2.717	11:28:46.718
15 - D1	56.514	45.786	22.846	238.1	2:05.146	167.04	1.298	11:30:51.865
16 - D1	57.711	45.889	22.881	238.5	2:06.481	165.28	2.634	11:32:58.347
17 - D1	57.698	45.795	23.013	239.2	2:06.507	165.24	2.659	11:35:04.854
18 - D1	56.927	51.939	23.233	239.8	2:12.100	158.25	8.252	11:37:16.954
19 - D1	57.508	45.913	25.616	241.9	2:09.038	162.00	5.190	11:39:25.993
20 - D1	1:23.679	1:21.921	42.046	103.9	3:27.647	100.67	1:23.799	11:42:53.640
21 - D1	1:34.132	1:18.112	28.260	98.6	3:20.504	104.26	1:16.656	11:46:14.145
22 - D1	59.337	46.236	23.639	240.0	2:09.213	161.78	5.365	11:48:23.359
23 - D1	57.693	45.936	22.988	240.3	2:06.618	165.10	2.770	11:50:29.977
24 - D1	57.318	45.821	23.187	240.6	2:06.327	165.48	2.479	11:52:36.304
25 - D1	57.183	46.075	23.159	240.7	2:06.418	165.36	2.570	11:54:42.723

Weather / Track : Sunny / Dry

Suzuka
Circuit Length = 5.807 km
Start: 10:53 Flag 11:54 End: 12:01

Blancpain GT Series Asia 2018

RACE 2 - SECTOR ANALYSIS



SECTOR 1 = FL to I1, SECTOR 2 = I1 to I2 SECTOR 3 = I2 to I3, SECTOR 4 = I3 to FL, DIFF = Difference To Personal Best Lap, P = Crossed Finish Line in Pit Lane, D = Time Disallowed

P7 86 GT3S OD Racing Team WRT				Audi R8 LMS GT3				
IDEAL LAP TIME : 2:06.457		BEST LAP TIME : 2:06.844		DIFFERENCE : 0.387				
D1: Aditya PATEL		D2: Mitchell GILBERT						
LAP	SECTOR 1	SECTOR 2	SECTOR 3	SPEED TRAP	LAP TIME	KPH	DIFF	TIME OF DAY
1 - D2		47.152	29.900	193.5	2:29.959	139.40	23.114	10:55:53.737
2 - D2	1:25.673	1:20.217	41.580	93.8	3:27.471	100.76	1:20.626	10:59:21.209
3 - D2	1:35.234	1:13.831	31.214	112.9	3:20.280	104.37	1:13.435	11:02:41.489
4 - D2	57.945	46.529	23.781	241.5	2:08.256	162.99	1.411	11:04:49.745
5 - D2	58.169	46.240	23.422	240.3	2:07.832	163.53	0.987	11:06:57.577
6 - D2	57.685	46.341	23.239	241.0	2:07.266	164.26	0.421	11:09:04.844
7 - D2	57.501	47.285	23.315	240.7	2:08.102	163.19	1.257	11:11:12.946
8 - D2	57.855	46.390	23.198	240.0	2:07.444	164.03	0.599	11:13:20.391
9 - D2	57.624	46.551	23.486	238.7	2:07.662	163.75	0.817	11:15:28.053
10 - D2	1:00.954	48.941	25.982	238.8	2:15.878	153.85	9.033	11:17:43.931
11 - D2	58.887	47.065	IN PIT	240.3	2:13.901	P 156.12	7.056	11:19:57.833
12 - D1	OUTLAP	47.329	24.195	236.8	3:38.992	95.46	1:32.147	11:23:36.825
13 - D1	1:19.995	1:19.458	29.290	82.0	3:08.743	110.75	1:01.899	11:26:45.569
14 - D1	57.772	46.465	23.625	242.5	2:07.863	163.49	1.018	11:28:53.432
15 - D1	57.699	46.335	23.293	243.2	2:07.328	164.18	0.483	11:31:00.760
16 - D1	57.444	46.094	23.305	242.5	2:06.844 (1)	164.80		11:33:07.605
17 - D1	57.269	46.168	23.618	242.1	2:07.056 (2)	164.53	0.211	11:35:14.661
18 - D1	57.352	47.058	23.188	243.1	2:07.599	163.83	0.754	11:37:22.260
19 - D1	58.987	46.245	24.032	241.7	2:09.265	161.72	2.420	11:39:31.526
20 - D1	1:19.534	1:21.881	41.841	101.7	3:23.257	102.85	1:16.412	11:42:54.783
21 - D1	1:34.706	1:17.341	28.475	100.2	3:20.523	104.25	1:13.678	11:46:15.307
22 - D1	58.519	46.273	23.380	242.5	2:08.173	163.10	1.328	11:48:23.480
23 - D1	57.995	46.099	23.093	243.2	2:07.187 (3)	164.36	0.342	11:50:30.667
24 - D1	57.617	46.260	23.466	242.2	2:07.344	164.16	0.499	11:52:38.012
25 - D1	57.536	46.393	23.339	241.7	2:07.268	164.26	0.423	11:54:45.280

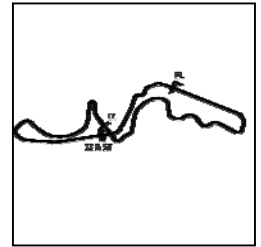
P8 37 GT3PA Absolute Racing				Audi R8 LMS GT3				
IDEAL LAP TIME : 2:04.782		BEST LAP TIME : 2:04.782		DIFFERENCE : 0.000				
D1: Anthony LIU		D2: Josh BURDON						
LAP	SECTOR 1	SECTOR 2	SECTOR 3	SPEED TRAP	LAP TIME	KPH	DIFF	TIME OF DAY
1 - D2		47.598	30.960	190.8	2:33.369	136.30	28.587	10:55:57.147
2 - D2	1:25.617	1:20.380	41.385	91.3	3:27.383	100.80	1:22.600	10:59:24.531
3 - D2	1:34.997	1:13.774	29.865	113.7	3:18.637	105.24	1:13.854	11:02:43.168
4 - D2	58.343	46.078	23.487	245.2	2:07.909	163.43	3.126	11:04:51.077
5 - D2	57.704	46.814	23.818	243.7	2:08.337	162.89	3.554	11:06:59.414
6 - D2	57.034	45.729	23.487	245.5	2:06.250	165.58	1.467	11:09:05.665
7 - D2	56.836	46.334	22.779	242.6	2:05.950 (3)	165.97	1.168	11:11:11.615
8 - D2	56.330	45.696	22.756	242.5	2:04.782 (1)	167.53		11:13:16.398
9 - D2	56.496	45.708	23.008	242.3	2:05.213 (2)	166.95	0.430	11:15:21.611
10 - D2	1:04.465	47.579	24.362	239.9	2:16.406	153.25	11.623	11:17:38.018
11 - D2	1:02.891	47.096	IN PIT	242.5	2:17.338	P 152.21	12.555	11:19:55.357
12 - D1	OUTLAP	47.750	24.918	238.9	3:45.000	92.91	1:40.218	11:23:40.357
13 - D1	1:17.552	1:18.955	29.156	82.4	3:05.664	112.59	1:00.881	11:26:46.022
14 - D1	58.614	46.183	23.682	242.7	2:08.480	162.71	3.698	11:28:54.502
15 - D1	58.515	46.318	23.479	241.9	2:08.312	162.92	3.529	11:31:02.815
16 - D1	57.845	46.635	23.496	245.2	2:07.977	163.35	3.194	11:33:10.792
17 - D1	57.650	46.226	23.298	241.9	2:07.175	164.38	2.392	11:35:17.968
18 - D1	57.963	46.230	23.623	241.4	2:07.817	163.55	3.034	11:37:25.785
19 - D1	58.503	46.273	24.309	242.7	2:09.086	161.94	4.304	11:39:34.872
20 - D1	1:17.456	1:21.603	42.017	94.0	3:21.077	103.96	1:16.295	11:42:55.950
21 - D1	1:35.001	1:16.853	28.381	103.2	3:20.236	104.40	1:15.453	11:46:16.186
22 - D1	58.627	46.698	23.438	242.8	2:08.764	162.35	3.981	11:48:24.950
23 - D1	57.735	46.212	23.257	245.2	2:07.205	164.34	2.422	11:50:32.155
24 - D1	57.552	48.743	23.442	241.2	2:09.738	161.13	4.955	11:52:41.894
25 - D1	58.470	46.563	24.074	242.1	2:09.107	161.92	4.325	11:54:51.001

Weather / Track : Sunny / Dry

Suzuka
Circuit Length = 5.807 km
Start: 10:53 Flag 11:54 End: 12:01

Blancpain GT Series Asia 2018

RACE 2 - SECTOR ANALYSIS



SECTOR 1 = FL to I1, SECTOR 2 = I1 to I2 SECTOR 3 = I2 to I3, SECTOR 4 = I3 to FL, DIFF = Difference To Personal Best Lap, P = Crossed Finish Line in Pit Lane, D = Time Disallowed

P9 5 GT3S Phoenix Racing Asia				Audi R8 LMS GT3				
IDEAL LAP TIME : 2:05.391		BEST LAP TIME : 2:05.806		DIFFERENCE : 0.414				
D1: Shaun THONG		D2: Alex YOONG						
LAP	SECTOR 1	SECTOR 2	SECTOR 3	SPEED TRAP	LAP TIME	KPH	DIFF	TIME OF DAY
1 - D2		46.343	28.224	197.3	2:23.374	145.80	17.568	10:55:47.152
2 - D2	1:26.350	1:19.329	42.260	75.8	3:27.940	100.53	1:22.134	10:59:15.093
3 - D2	1:34.183	1:16.851	31.950	109.7	3:22.985	102.98	1:17.178	11:02:38.078
4 - D2	57.124	45.988	23.107	242.2	2:06.220	165.62	0.414	11:04:44.299
5 - D2	56.807	46.039	23.142	241.3	2:05.989	165.92	0.183	11:06:50.288
6 - D2	56.674	45.966	23.202	241.6	2:05.843	166.12	0.037	11:08:56.132
7 - D2	56.781	45.920	23.178	241.3	2:05.880	166.07	0.074	11:11:02.013
8 - D2	56.850	46.177	IN PIT	240.3	2:09.166	161.84	3.360	11:13:11.180
9 - D2	OUTLAP	46.178	24.747	240.4	2:28.916	140.38	23.109	11:15:40.096
10 - D2	1:26.427	51.690	27.632	191.0	2:45.751	126.12	39.945	11:18:25.847
11 - D2	59.365	46.334	IN PIT	239.3	2:14.539	155.38	8.733	11:20:40.387
12 - D1	OUTLAP	46.527	25.078	239.2	3:37.830	95.96	1:32.024	11:24:18.217
13 - D1	1:08.553	1:00.722	30.553	76.1	2:39.829	130.79	34.023	11:26:58.047
14 - D1	58.092	47.045	23.156	241.7	2:08.295	162.94	2.488	11:29:06.342
15 - D1	57.260	46.239	24.324	243.4	2:07.824	163.54	2.017	11:31:14.166
16 - D1	57.015	46.400	22.851	239.9	2:06.266	165.56	0.460	11:33:20.433
17 - D1	56.870	46.307	22.929	240.1	2:06.107	165.77	0.300	11:35:26.540
18 - D1	56.773	46.236	22.796	240.6	2:05.806	166.16		11:37:32.346
19 - D1	57.191	46.221	24.284	242.3	2:07.697	163.70	1.890	11:39:40.043
20 - D1	1:12.817	1:21.511	41.986	91.3	3:16.315	106.48	1:10.509	11:42:56.359
21 - D1	1:35.130	1:16.665	28.297	99.8	3:20.093	104.47	1:14.287	11:46:16.452
22 - D1	58.795	47.326	23.510	242.4	2:09.631	161.26	3.824	11:48:26.084
23 - D1	57.881	46.333	23.081	243.3	2:07.296	164.22	1.490	11:50:33.381
24 - D1	57.554	48.470	23.261	242.1	2:09.285	161.69	3.479	11:52:42.666
25 - D1	58.789	46.691	23.148	242.7	2:08.629	162.52	2.822	11:54:51.296

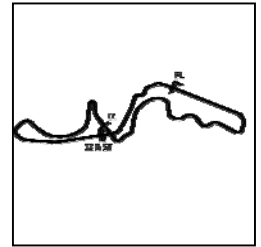
P10 991 GT3S Craft Bamboo Racing				Porsche 991 GT3R				
IDEAL LAP TIME : 2:06.272		BEST LAP TIME : 2:06.426		DIFFERENCE : 0.154				
D1: Aidan READ		D2: Darryl O'YOUNG						
LAP	SECTOR 1	SECTOR 2	SECTOR 3	SPEED TRAP	LAP TIME	KPH	DIFF	TIME OF DAY
1 - D2		46.939	29.516	200.1	2:29.145	140.16	22.718	10:55:52.923
2 - D2	1:25.863	1:19.886	41.527	128.7	3:27.278	100.85	1:20.851	10:59:20.201
3 - D2	1:35.041	1:14.329	31.314	118.2	3:20.685	104.16	1:14.258	11:02:40.886
4 - D2	58.203	46.492	23.954	241.8	2:08.650	162.49	2.223	11:04:49.537
5 - D2	58.558	46.907	24.766	242.5	2:10.233	160.52	3.806	11:06:59.770
6 - D2	59.414	46.397	23.696	243.9	2:09.508	161.42	3.081	11:09:09.278
7 - D2	58.257	46.409	23.756	242.7	2:08.423	162.78	1.996	11:11:17.701
8 - D2	58.325	47.119	24.015	239.2	2:09.460	161.47	3.033	11:13:27.161
9 - D2	57.933	46.587	24.542	240.8	2:09.063	161.97	2.636	11:15:36.224
10 - D2	1:27.086	49.001	26.392	238.8	2:42.480	128.66	36.053	11:18:18.704
11 - D2	59.636	46.983	IN PIT	239.2	2:19.871	149.46	13.444	11:20:38.576
12 - D1	OUTLAP	46.823	26.511	240.5	3:38.629	95.61	1:32.202	11:24:17.205
13 - D1	1:09.236	1:00.650	30.708	79.0	2:40.595	130.17	34.168	11:26:57.800
14 - D1	58.129	46.828	23.175	241.0	2:08.132	163.15	1.705	11:29:05.933
15 - D1	57.397	46.094	25.177	244.5	2:08.669	162.47	2.242	11:31:14.602
16 - D1	57.829	46.275	23.372	243.3	2:07.476	163.99	1.050	11:33:22.079
17 - D1	57.178	46.225	23.235	242.9	2:06.638	165.07	0.211	11:35:28.718
18 - D1	57.065	46.248	23.112	242.3	2:06.426	165.35		11:37:35.145
19 - D1	57.425	46.440	23.536	242.5	2:07.402	164.08	0.975	11:39:42.547
20 - D1	1:11.668	1:21.162	41.903	102.9	3:14.734	107.35	1:08.307	11:42:57.281
21 - D1	1:34.915	1:16.796	27.729	101.6	3:19.440	104.81	1:13.013	11:46:16.722
22 - D1	58.798	46.792	23.319	243.8	2:08.911	162.16	2.484	11:48:25.633
23 - D1	57.630	46.238	23.351	244.8	2:07.220	164.32	0.793	11:50:32.853
24 - D1	57.541	48.422	23.596	243.7	2:09.560	161.35	3.134	11:52:42.414
25 - D1	59.179	46.987	23.819	244.6	2:09.986	160.82	3.559	11:54:52.400

Weather / Track : Sunny / Dry

Suzuka
Circuit Length = 5.807 km
Start: 10:53 Flag 11:54 End: 12:01

Blancpain GT Series Asia 2018

RACE 2 - SECTOR ANALYSIS



SECTOR 1 = FL to I1, SECTOR 2 = I1 to I2 SECTOR 3 = I2 to I3, SECTOR 4 = I3 to FL, DIFF = Difference To Personal Best Lap, P = Crossed Finish Line in Pit Lane, D = Time Disallowed

P11 33 GT3S Porsche Team EBI				Porsche 991 GT3 R				
IDEAL LAP TIME : 2:06.028		BEST LAP TIME : 2:06.270		DIFFERENCE : 0.242				
D1: Tetsuya YAMANO		D2: Naoya YAMANO						
LAP	SECTOR 1	SECTOR 2	SECTOR 3	SPEED TRAP	LAP TIME	KPH	DIFF	TIME OF DAY
1 - D2		47.729	32.376	166.5	2:37.998	132.31	31.727	10:56:01.776
2 - D2	1:23.384	1:20.524	42.341	89.2	3:26.249	101.35	1:19.978	10:59:28.026
3 - D2	1:34.854	1:12.584	29.294	125.6	3:16.733	106.26	1:10.462	11:02:44.759
4 - D2	57.910	46.399	23.989	247.0	2:08.298	162.94	2.027	11:04:53.058
5 - D2	58.088	46.501	23.730	238.1	2:08.320	162.91	2.050	11:07:01.379
6 - D2	58.339	46.628	23.456	240.1	2:08.423	162.78	2.153	11:09:09.802
7 - D2	58.223	46.624	23.709	238.9	2:08.557	162.61	2.286	11:11:18.360
8 - D2	58.240	46.809	24.731	238.3	2:09.780	161.08	3.509	11:13:28.140
9 - D2	58.134	46.672	23.588	235.7	2:08.394	162.81	2.124	11:15:36.535
10 - D2	1:27.399	49.261	26.327	230.3	2:42.988	128.26	36.717	11:18:19.523
11 - D2	59.609	47.272	IN PIT	235.1	2:17.582	P 151.94	11.311	11:20:37.106
12 - D1	OUTLAP	46.575	23.847	234.1	4:20.763	80.16	2:14.492	11:24:57.869
13 - D1	58.543	48.225	25.995	238.1	2:12.763	157.46	6.493	11:27:10.633
14 - D1	57.973	47.271	23.847	237.7	2:09.092	161.94	2.821	11:29:19.725
15 - D1	57.736	47.909	23.389	235.7	2:09.035	162.01	2.765	11:31:28.761
16 - D1	56.898	46.087	23.294	236.6	2:06.280	(2) 165.54	0.009	11:33:35.042
17 - D1	57.153	46.113	23.101	236.8	2:06.368	(3) 165.43	0.097	11:35:41.410
18 - D1	57.121	46.107	23.042	238.0	2:06.270	(1) 165.55		11:37:47.681
19 - D1	57.412	51.361	28.077	180.7	2:16.851	152.75	10.580	11:40:04.532
20 - D1	1:01.332	1:13.296	41.917	106.6	2:56.546	118.41	50.275	11:43:01.078
21 - D1	1:34.087	1:16.640	28.266	98.8	3:18.994	105.05	1:12.723	11:46:20.073
22 - D1	58.256	46.397	23.506	239.6	2:08.159	163.11	1.889	11:48:28.232
23 - D1	58.710	46.303	23.121	238.8	2:08.134	163.15	1.863	11:50:36.367
24 - D1	57.376	46.947	23.265	238.1	2:07.589	163.84	1.319	11:52:43.957
25 - D1	57.987	47.234	23.585	240.0	2:08.807	162.29	2.536	11:54:52.764

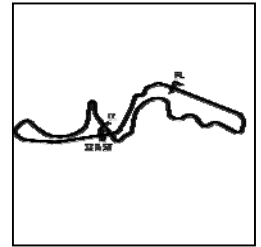
P12 8 GT3AM ARN Racing				Ferrari 488 GT3				
IDEAL LAP TIME : 2:06.495		BEST LAP TIME : 2:07.470		DIFFERENCE : 0.974				
D1: Hideki NAGAI		D2: Shinji TAKEI						
LAP	SECTOR 1	SECTOR 2	SECTOR 3	SPEED TRAP	LAP TIME	KPH	DIFF	TIME OF DAY
1 - D2		47.253	30.388	194.4	2:30.801	138.62	23.330	10:55:54.579
2 - D2	1:25.663	1:20.342	41.340	102.3	3:27.347	100.82	1:19.877	10:59:21.926
3 - D2	1:35.238	1:13.689	31.284	119.3	3:20.213	104.41	1:12.743	11:02:42.139
4 - D2	57.737	46.324	23.949	240.9	2:08.010	163.30	0.540	11:04:50.150
5 - D2	58.087	46.304	23.346	240.5	2:07.738	(3) 163.65	0.267	11:06:57.888
6 - D2	57.799	46.111	24.638	241.2	2:08.549	162.62	1.079	11:09:06.437
7 - D2	57.233	53.834	23.540	240.4	2:14.607	155.30	7.137	11:11:21.045
8 - D2	57.503	46.054	23.929	241.4	2:07.487	(2) 163.97	0.017	11:13:28.532
9 - D2	58.069	47.194	25.713	239.7	2:10.977	159.60	3.506	11:15:39.510
10 - D2	1:25.879	50.540	26.349	230.4	2:42.769	128.43	35.299	11:18:22.279
11 - D2	59.328	46.602	IN PIT	238.1	2:17.667	P 151.85	10.197	11:20:39.947
12 - D1	OUTLAP	49.834	27.533	201.3	3:49.370	91.14	1:41.900	11:24:29.317
13 - D1	1:02.703	56.251	30.126	76.2	2:29.081	140.22	21.611	11:26:58.399
14 - D1	1:00.147	46.930	23.724	239.2	2:10.801	159.82	3.331	11:29:09.200
15 - D1	57.523	46.311	23.635	241.3	2:07.470	(1) 164.00		11:31:16.671
16 - D1	58.336	46.417	23.531	240.7	2:08.285	162.95	0.815	11:33:24.957
17 - D1	57.973	46.279	23.565	240.2	2:07.818	163.55	0.348	11:35:32.775
18 - D1	57.767	46.501	23.898	240.7	2:08.167	163.10	0.697	11:37:40.943
19 - D1	58.793	47.152	24.672	240.9	2:10.617	160.04	3.147	11:39:51.560
20 - D1	1:03.774	1:20.753	42.191	94.4	3:06.719	111.96	59.249	11:42:58.280
21 - D1	1:34.647	1:16.723	27.830	106.9	3:19.201	104.94	1:11.731	11:46:17.482
22 - D1	59.141	46.788	23.535	242.0	2:09.464	161.47	1.994	11:48:26.946
23 - D1	58.051	46.532	23.208	242.7	2:07.792	163.58	0.322	11:50:34.738
24 - D1	57.971	48.271	23.821	240.5	2:10.064	160.72	2.594	11:52:44.803
25 - D1	58.048	46.483	24.208	241.5	2:08.740	162.38	1.270	11:54:53.543

Weather / Track : Sunny / Dry

Suzuka
Circuit Length = 5.807 km
Start: 10:53 Flag 11:54 End: 12:01

Blancpain GT Series Asia 2018

RACE 2 - SECTOR ANALYSIS



SECTOR 1 = FL to I1, SECTOR 2 = I1 to I2 SECTOR 3 = I2 to I3, SECTOR 4 = I3 to FL, DIFF = Difference To Personal Best Lap, P = Crossed Finish Line in Pit Lane, D = Time Disallowed

P13 777 GT3PA CarGuy Racing				Lamborghini Huracan GT3				
IDEAL LAP TIME : 2:05.778		BEST LAP TIME : 2:05.791		DIFFERENCE : 0.013				
D1: Takeshi KIMURA		D2: Kei COZZOLINO						
LAP	SECTOR 1	SECTOR 2	SECTOR 3	SPEED TRAP	LAP TIME	KPH	DIFF	TIME OF DAY
1 - D2		46.404	29.636	188.8	2:25.208	143.96	19.417	10:55:48.986
2 - D2	1:25.596	1:19.130	42.139	83.7	3:26.866	101.05	1:21.074	10:59:15.853
3 - D2	1:35.513	1:15.080	31.930	108.5	3:22.524	103.22	1:16.733	11:02:38.377
4 - D2	57.153	45.930	23.165	241.1	2:06.248	165.58	0.457	11:04:44.626
5 - D2	56.883	45.843	23.252	241.7	2:05.979 (2)	165.94	0.187	11:06:50.606
6 - D2	56.827	45.839	23.124	242.3	2:05.791 (1)	166.18		11:08:56.397
7 - D2	56.814	46.015	23.193	241.2	2:06.022 (3)	165.88	0.231	11:11:02.420
8 - D2	56.967	46.129	23.476	240.8	2:06.572	165.16	0.780	11:13:08.993
9 - D2	56.878	45.952	23.290	239.9	2:06.120	165.75	0.328	11:15:15.114
10 - D2	1:01.099	49.058	26.545	234.4	2:16.703	152.92	10.911	11:17:31.817
11 - D2	1:00.127	46.754	24.120	239.4	2:11.001	159.57	5.209	11:19:42.819
12 - D2	1:20.037	1:20.688	IN PIT	106.1	3:23.597	P 102.67	1:17.806	11:23:06.417
13 - D1	OUTLAP	51.667	29.455	74.7	3:52.187	90.03	1:46.395	11:26:58.604
14 - D1	1:00.406	46.836	24.024	239.0	2:11.267	159.25	5.475	11:29:09.871
15 - D1	58.354	46.424	23.596	240.9	2:08.376	162.84	2.584	11:31:18.247
16 - D1	58.826	46.255	23.662	240.9	2:08.744	162.37	2.952	11:33:26.991
17 - D1	58.788	46.326	23.622	240.3	2:08.737	162.38	2.945	11:35:35.729
18 - D1	58.850	46.412	23.614	239.5	2:08.877	162.20	3.085	11:37:44.606
19 - D1	59.773	50.241	27.603	179.7	2:17.618	151.90	11.826	11:40:02.224
20 - D1	1:02.398	1:12.028	42.457	92.5	2:56.883	118.18	51.091	11:42:59.108
21 - D1	1:34.397	1:16.552	28.183	106.6	3:19.133	104.98	1:13.342	11:46:18.242
22 - D1	59.437	46.588	23.569	242.2	2:09.595	161.31	3.803	11:48:27.837
23 - D1	59.761	46.703	24.670	243.9	2:11.136	159.41	5.344	11:50:38.973
24 - D1	59.064	47.045	24.276	238.5	2:10.386	160.33	4.594	11:52:49.359
25 - D1	1:00.011	46.904	24.320	240.4	2:11.235	159.29	5.443	11:55:00.595

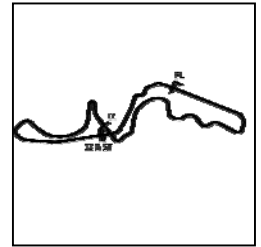
P14 47 GT3PA D'station Racing				Porsche 991 GT3 R				
IDEAL LAP TIME : 2:06.231		BEST LAP TIME : 2:06.658		DIFFERENCE : 0.426				
D1: Satoshi HOSHINO		D2: Seiji ARA						
LAP	SECTOR 1	SECTOR 2	SECTOR 3	SPEED TRAP	LAP TIME	KPH	DIFF	TIME OF DAY
1 - D2		47.445	31.142	187.3	2:32.704	136.89	26.046	10:55:56.482
2 - D2	1:25.655	1:20.345	41.240	103.0	3:27.241	100.87	1:20.583	10:59:23.723
3 - D2	1:35.087	1:13.721	30.369	108.8	3:19.177	104.95	1:12.519	11:02:42.901
4 - D2	58.402	46.201	24.669	241.6	2:09.273	161.71	2.615	11:04:52.175
5 - D2	57.011	46.966	23.761	239.9	2:07.739	163.65	1.081	11:06:59.915
6 - D2	57.708	45.943	23.623	240.8	2:07.275	164.25	0.617	11:09:07.190
7 - D2	58.096	46.485	23.276	240.3	2:07.858	163.50	1.200	11:11:15.049
8 - D2	57.369	46.223	23.328	240.2	2:06.922 (3)	164.70	0.264	11:13:21.971
9 - D2	57.367	46.277	23.715	239.4	2:07.361	164.14	0.703	11:15:29.332
10 - D2	1:00.766	49.828	26.622	236.6	2:17.217	152.35	10.559	11:17:46.550
11 - D2	58.909	46.777	IN PIT	238.8	2:13.638	P 156.43	6.980	11:20:00.188
12 - D1	OUTLAP	47.710	24.745	234.0	4:54.026	71.09	2:47.368	11:24:54.214
13 - D1	1:01.550	48.671	26.088	236.0	2:16.310	153.36	9.652	11:27:10.525
14 - D1	59.490	46.862	24.849	237.7	2:11.202	159.33	4.544	11:29:21.728
15 - D1	57.296	47.092	23.891	239.4	2:08.281	162.96	1.623	11:31:30.009
16 - D1	57.037	46.173	23.607	239.8	2:06.818 (2)	164.84	0.160	11:33:36.827
17 - D1	57.659	45.944	23.397	238.3	2:07.000	164.60	0.342	11:35:43.828
18 - D1	57.169	46.063	23.424	238.6	2:06.658 (1)	165.05		11:37:50.486
19 - D1	57.564	48.993	28.695	185.4	2:15.252	154.56	8.594	11:40:05.739
20 - D1	1:00.795	1:13.235	42.112	105.5	2:56.142	118.68	49.484	11:43:01.882
21 - D1	1:33.839	1:16.680	28.389	102.9	3:18.909	105.09	1:12.251	11:46:20.792
22 - D1	58.748	46.764	23.609	239.4	2:09.122	161.90	2.464	11:48:29.914
23 - D1	58.552	46.526	24.412	241.3	2:09.491	161.44	2.833	11:50:39.406
24 - D1	59.141	46.761	24.287	240.5	2:10.189	160.57	3.531	11:52:49.595
25 - D1	1:00.189	46.707	24.985	239.3	2:11.883	158.51	5.225	11:55:01.478

Weather / Track : Sunny / Dry

Suzuka
Circuit Length = 5.807 km
Start: 10:53 Flag 11:54 End: 12:01

Blancpain GT Series Asia 2018

RACE 2 - SECTOR ANALYSIS



SECTOR 1 = FL to I1, SECTOR 2 = I1 to I2 SECTOR 3 = I2 to I3, SECTOR 4 = I3 to FL, DIFF = Difference To Personal Best Lap, P = Crossed Finish Line in Pit Lane, D = Time Disallowed

P15 18 GT3PA KCMG			Nissan GT-R NISMO GT3					
IDEAL LAP TIME : 2:05.556			BEST LAP TIME : 2:05.655			DIFFERENCE : 0.099		
D1: Yuke TANIGUCHI			D2: Alexandre IMPERATORI					
LAP	SECTOR 1	SECTOR 2	SECTOR 3	SPEED TRAP	LAP TIME	KPH	DIFF	TIME OF DAY
1 - D2		46.300	29.567	171.4	2:27.006	142.20	21.350	10:55:50.784
2 - D2	1:25.845	1:19.980	41.988	97.2	3:27.814	100.59	1:22.158	10:59:18.598
3 - D2	1:35.202	1:14.076	31.761	109.9	3:21.040	103.98	1:15.384	11:02:39.638
4 - D2	57.160	46.047	23.152	245.7	2:06.360 (3)	165.44	0.704	11:04:45.998
5 - D2	56.791	45.837	23.191	246.1	2:05.820 (2)	166.15	0.164	11:06:51.818
6 - D2	57.175	45.631	23.976	247.0	2:06.783	164.88	1.127	11:08:58.602
7 - D2	56.815	45.615	23.224	246.4	2:05.655 (1)	166.36		11:11:04.257
8 - D2	57.349	45.871	23.149	246.6	2:06.370	165.42	0.714	11:13:10.628
9 - D2	56.940	46.129	23.819	243.3	2:06.889	164.75	1.234	11:15:17.518
10 - D2	1:02.718	47.524	26.376	232.0	2:16.618	153.01	10.962	11:17:34.136
11 - D2	1:03.640	46.867	24.261	242.0	2:14.769	155.11	9.113	11:19:48.905
12 - D2	1:14.474	1:20.783	IN PIT	101.4	3:18.587	P 105.26	1:12.932	11:23:07.493
13 - D1	OUTLAP	51.300	28.862	86.7	3:53.161	89.65	1:47.506	11:27:00.654
14 - D1	1:00.544	45.940	25.533	245.5	2:12.017	158.35	6.362	11:29:12.672
15 - D1	58.264	45.985	23.854	242.5	2:08.103	163.18	2.448	11:31:20.776
16 - D1	58.187	46.418	23.561	242.3	2:08.167	163.10	2.511	11:33:28.943
17 - D1	57.523	45.987	23.559	244.4	2:07.070	164.51	1.414	11:35:36.013
18 - D1	59.499	46.242	23.444	242.5	2:09.186	161.82	3.530	11:37:45.199
19 - D1	59.633	50.342	28.424	184.1	2:18.399	151.04	12.744	11:40:03.599
20 - D1	1:01.752	1:12.055	42.742	97.1	2:56.550	118.40	50.895	11:43:00.150
21 - D1	1:33.884	1:16.941	28.217	95.1	3:19.043	105.02	1:13.388	11:46:19.194
22 - D1	1:00.018	46.594	23.746	243.9	2:10.358	160.36	4.703	11:48:29.552
23 - D1	58.484	46.362	25.254	246.7	2:10.100	160.68	4.445	11:50:39.653
24 - D1	59.283	46.771	24.360	242.5	2:10.415	160.29	4.759	11:52:50.069
25 - D1	59.917	47.053	26.862	243.2	2:13.834	156.20	8.178	11:55:03.903

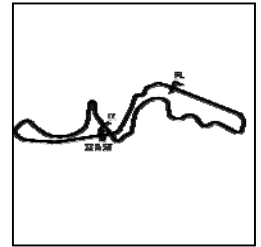
P16 97 GT3PA Indigo Racing			Mercedes-AMG GT3					
IDEAL LAP TIME : 2:05.603			BEST LAP TIME : 2:05.733			DIFFERENCE : 0.130		
D1: Juwon SEO			D2: Roelof BRUINS					
LAP	SECTOR 1	SECTOR 2	SECTOR 3	SPEED TRAP	LAP TIME	KPH	DIFF	TIME OF DAY
1 - D2		46.184	29.260	179.1	2:26.356	142.83	20.622	10:55:50.134
2 - D2	1:25.852	1:19.731	42.029	89.8	3:27.613	100.69	1:21.879	10:59:17.748
3 - D2	1:35.267	1:14.374	31.793	108.7	3:21.434	103.78	1:15.700	11:02:39.182
4 - D2	57.226	46.317	22.860	240.1	2:06.404	165.38	0.670	11:04:45.586
5 - D2	56.932	45.962	22.989	239.5	2:05.883 (2)	166.06	0.149	11:06:51.470
6 - D2	57.154	45.919	23.612	241.1	2:06.686	165.01	0.952	11:08:58.156
7 - D2	56.908	45.834	22.991	240.2	2:05.733 (1)	166.26		11:11:03.890
8 - D2	57.344	46.204	23.986	240.1	2:07.535	163.91	1.801	11:13:11.426
9 - D2	57.062	46.127	23.384	239.1	2:06.574	165.16	0.840	11:15:18.000
10 - D2	1:03.190	47.428	26.003	237.7	2:16.622	153.01	10.888	11:17:34.622
11 - D2	1:03.641	46.968	IN PIT	237.7	2:18.417	P 151.03	12.683	11:19:53.040
12 - D1	OUTLAP	46.736	23.948	236.0	3:35.961	96.80	1:30.227	11:23:29.001
13 - D1	1:25.288	1:20.090	28.297	90.3	3:13.676	107.93	1:07.942	11:26:42.677
14 - D1	59.122	46.722	23.295	240.3	2:09.140	161.87	3.406	11:28:51.818
15 - D1	57.692	46.663	23.730	235.5	2:08.086	163.21	2.352	11:30:59.904
16 - D1	57.253	46.169	22.879	239.0	2:06.303 (3)	165.51	0.569	11:33:06.207
17 - D1	57.159	46.901	23.443	240.4	2:07.504	163.95	1.770	11:35:13.711
18 - D1	57.668	46.352	23.286	240.5	2:07.307	164.21	1.573	11:37:21.018
19 - D1	1:01.001	46.525	24.250	241.0	2:11.776	158.64	6.043	11:39:32.795
20 - D1	1:18.957	1:21.799	41.916	98.2	3:22.672	103.14	1:16.938	11:42:55.468
21 - D1	1:34.694	1:17.150	28.448	97.6	3:20.294	104.37	1:14.560	11:46:15.762
22 - D1	58.782	46.721	23.294	239.4	2:08.798	162.30	3.064	11:48:24.561
23 - D1	57.769	46.351	23.128	241.0	2:07.250	164.28	1.516	11:50:31.811
24 - D1	57.840	1:06.302	24.167	239.2	2:28.311	140.95	22.577	11:53:00.122
25 - D1	58.339	46.498	23.109	239.2	2:07.947	163.38	2.213	11:55:08.069

Weather / Track : Sunny / Dry

Suzuka
Circuit Length = 5.807 km
Start: 10:53 Flag 11:54 End: 12:01

Blancpain GT Series Asia 2018

RACE 2 - SECTOR ANALYSIS



SECTOR 1 = FL to I1, SECTOR 2 = I1 to I2 SECTOR 3 = I2 to I3, SECTOR 4 = I3 to FL, DIFF = Difference To Personal Best Lap, P = Crossed Finish Line in Pit Lane, D = Time Disallowed

P17 27 GT3S HubAuto Corsa				Ferrari 488 GT3				
IDEAL LAP TIME : 2:03.620		BEST LAP TIME : 2:03.776		DIFFERENCE : 0.156				
D1: Hongli YE		D2: Nick FOSTER						
LAP	SECTOR 1	SECTOR 2	SECTOR 3	SPEED TRAP	LAP TIME	KPH	DIFF	TIME OF DAY
1 - D2		45.348	27.292	237.4	2:16.972	152.62	13.195	10:55:40.750
2 - D2	1:27.051	1:18.740	42.362	104.6	3:28.155	100.43	1:24.378	10:59:08.905
3 - D2	1:35.117	1:17.762	33.245	104.5	3:26.125	101.41	1:22.348	11:02:35.031
4 - D2	55.995	45.454	22.394	237.4	2:03.845 (2)	168.80	0.068	11:04:38.876
5 - D2	55.970	45.473	22.332	238.1	2:03.776 (1)	168.89		11:06:42.652
6 - D2	55.940	45.571	22.498	240.3	2:04.009 (3)	168.57	0.233	11:08:46.662
7 - D2	56.486	45.656	22.553	238.1	2:04.696	167.64	0.919	11:10:51.359
8 - D2	56.450	45.836	22.765	238.7	2:05.052	167.17	1.275	11:12:56.411
9 - D2	56.670	45.826	22.842	239.5	2:05.338	166.78	1.562	11:15:01.750
10 - D2	58.519	49.762	30.038	220.3	2:18.320	151.13	14.544	11:17:20.071
11 - D2	1:04.012	47.103	IN PIT	238.7	2:17.739	P 151.77	13.962	11:19:37.810
12 - D1	OUTLAP	46.913	25.007	199.9	3:38.742	95.56	1:34.965	11:23:16.552
13 - D1	1:32.562	1:21.963	27.560	86.2	3:22.086	103.44	1:18.309	11:26:38.638
14 - D1	56.744	45.948	22.913	238.1	2:05.605	166.43	1.829	11:28:44.244
15 - D1	56.358	45.716	22.917	236.7	2:04.992	167.25	1.215	11:30:49.237
16 - D1	56.358	46.129	23.217	236.7	2:05.705	166.30	1.928	11:32:54.942
17 - D1	56.546	45.890	22.917	236.9	2:05.355	166.76	1.578	11:35:00.297
18 - D1	56.674	45.938	23.043	235.6	2:05.656	166.36	1.879	11:37:05.954
19 - D1	56.614	45.864	24.710	239.5	2:07.189	164.36	3.413	11:39:13.144
20 - D1	1:32.371	1:22.036	42.183	108.9	3:36.591	96.51	1:32.815	11:42:49.736
21 - D1	1:34.667	1:18.784	IN PIT	96.2	3:25.161	P 101.89	1:21.384	11:46:14.897
22 - D1	OUTLAP	46.707	23.503	242.3	2:30.698	138.72	26.921	11:48:45.595
23 - D1	59.208	46.722	22.870	240.9	2:08.801	162.30	5.024	11:50:54.396
24 - D1	57.134	45.889	22.995	240.9	2:06.018	165.88	2.241	11:53:00.415
25 - D1	58.327	46.465	23.416	242.6	2:08.209	163.05	4.433	11:55:08.625

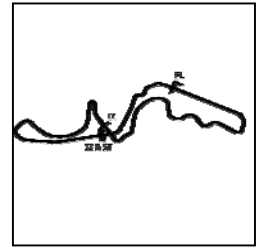
P18 45 GT3AM KCMG				Audi R8 LMS GT3				
IDEAL LAP TIME : 2:06.465		BEST LAP TIME : 2:06.867		DIFFERENCE : 0.402				
D1: Naoto TAKEDA		D2: Takuya SHIRASAKA						
LAP	SECTOR 1	SECTOR 2	SECTOR 3	SPEED TRAP	LAP TIME	KPH	DIFF	TIME OF DAY
1 - D2		47.784	31.322	172.2	2:35.433	134.49	28.566	10:55:59.211
2 - D2	1:25.172	1:20.572	41.594	82.6	3:27.338	100.82	1:20.471	10:59:26.550
3 - D2	1:34.786	1:13.390	29.798	118.2	3:17.976	105.59	1:11.108	11:02:44.526
4 - D2	57.852	46.465	24.064	246.2	2:08.383	162.83	1.515	11:04:52.909
5 - D2	57.788	46.273	23.953	245.5	2:08.015	163.30	1.147	11:07:00.924
6 - D2	57.682	45.985	23.200	244.6	2:06.867 (1)	164.77		11:09:07.792
7 - D2	57.845	46.302	23.595	245.2	2:07.743	163.64	0.876	11:11:15.536
8 - D2	57.279	46.344	23.265	244.0	2:06.889 (2)	164.75	0.021	11:13:22.425
9 - D2	57.505	46.348	23.742	242.9	2:07.596 (3)	163.83	0.728	11:15:30.021
10 - D2	1:01.155	50.220	26.635	233.2	2:18.011	151.47	11.143	11:17:48.032
11 - D2	1:00.386	46.407	23.511	242.3	2:10.305	160.43	3.437	11:19:58.337
12 - D2	1:05.697	1:20.738	IN PIT	102.3	3:09.867	P 110.10	1:02.999	11:23:08.205
13 - D1	OUTLAP	51.309	29.372	78.9	3:51.796	90.18	1:44.929	11:27:00.001
14 - D1	1:04.014	47.561	24.608	241.3	2:16.184	153.50	9.316	11:29:16.186
15 - D1	1:00.874	48.314	25.397	228.6	2:14.586	155.32	7.718	11:31:30.772
16 - D1	58.936	46.993	IN PIT	243.1	2:15.187	P 154.63	8.319	11:33:45.960
17 - D1	OUTLAP	47.890	24.059	241.9	2:33.042	136.59	26.174	11:36:19.002
18 - D1	59.275	47.589	24.561	243.5	2:11.426	159.06	4.558	11:38:30.428
19 - D1	1:00.879	50.629	26.874	233.1	2:18.383	151.06	11.515	11:40:48.812
20 - D1	1:05.429	50.099	26.736	238.6	2:22.265	146.94	15.398	11:43:11.077
21 - D1	1:28.943	1:17.184	28.803	108.5	3:14.930	107.24	1:08.063	11:46:26.008
22 - D1	1:02.367	48.867	24.303	240.0	2:15.538	154.23	8.670	11:48:41.547
23 - D1	58.910	47.555	24.647	242.6	2:11.113	159.44	4.245	11:50:52.660
24 - D1	1:00.999	47.894	25.067	242.1	2:13.961	156.05	7.093	11:53:06.621
25 - D1	59.471	48.136	24.238	241.8	2:11.846	158.55	4.978	11:55:18.468

Weather / Track : Sunny / Dry

Suzuka
Circuit Length = 5.807 km
Start: 10:53 Flag 11:54 End: 12:01

Blancpain GT Series Asia 2018

RACE 2 - SECTOR ANALYSIS



SECTOR 1 = FL to I1, SECTOR 2 = I1 to I2 SECTOR 3 = I2 to I3, SECTOR 4 = I3 to FL, DIFF = Difference To Personal Best Lap, P = Crossed Finish Line in Pit Lane, D = Time Disallowed

P19 390 GT3PA Kizashi x Success Racing				Lamborghini Huracan GT3				
IDEAL LAP TIME : 2:05.821		BEST LAP TIME : 2:05.890		DIFFERENCE : 0.069				
D1: Tamotsu KONDO		D2: Naoki YOKOMIZO						
LAP	SECTOR 1	SECTOR 2	SECTOR 3	SPEED TRAP	LAP TIME	KPH	DIFF	TIME OF DAY
1 - D2		46.227	30.041	191.6	2:25.943	143.24	20.053	10:55:49.721
2 - D2	1:25.806	1:19.480	42.241	112.0	3:27.528	100.73	1:21.638	10:59:17.250
3 - D2	1:35.159	1:14.519	32.023	110.7	3:21.702	103.64	1:15.812	11:02:38.953
4 - D2	57.098	45.976	23.242	240.4	2:06.317 (3)	165.49	0.426	11:04:45.270
5 - D2	56.801	45.783	23.305	240.9	2:05.890 (1)	166.05		11:06:51.160
6 - D2	57.105	45.780	23.239	242.3	2:06.124 (2)	165.75	0.234	11:08:57.285
7 - D2	57.289	45.789	23.243	241.9	2:06.322	165.49	0.432	11:11:03.608
8 - D2	57.182	45.976	23.255	241.3	2:06.414	165.37	0.524	11:13:10.022
9 - D2	57.400	46.188	23.446	244.7	2:07.035	164.56	1.144	11:15:17.057
10 - D2	1:02.855	47.289	26.513	239.9	2:16.658	152.97	10.768	11:17:33.716
11 - D2	1:02.463	46.369	IN PIT	241.5	2:18.053	P 151.42	12.163	11:19:51.770
12 - D1	OUTLAP	48.703	26.037	236.4	4:44.373	73.51	2:38.482	11:24:36.143
13 - D1	1:05.808	51.457	31.014	81.3	2:28.281	140.98	22.390	11:27:04.424
14 - D1	1:02.195	50.966	25.285	238.3	2:18.447	150.99	12.556	11:29:22.871
15 - D1	1:03.865	50.123	25.389	236.3	2:19.378	149.98	13.488	11:31:42.249
16 - D1	1:00.954	47.345	25.907	243.0	2:14.207	155.76	8.317	11:33:56.457
17 - D1	1:03.379	49.745	25.159	239.4	2:18.285	151.17	12.394	11:36:14.742
18 - D1	1:00.534	47.512	24.770	240.7	2:12.816	157.39	6.926	11:38:27.559
19 - D1	1:02.223	51.836	26.732	219.5	2:20.791	148.48	14.901	11:40:48.351
20 - D1	1:05.200	50.465	26.690	219.5	2:22.356	146.85	16.466	11:43:10.707
21 - D1	1:28.297	1:17.055	29.558	94.7	3:14.911	107.25	1:09.021	11:46:25.618
22 - D1	1:02.213	49.930	25.596	237.5	2:17.739	151.77	11.849	11:48:43.358
23 - D1	1:00.840	48.414	24.921	239.6	2:14.176	155.80	8.285	11:50:57.534
24 - D1	1:00.856	47.891	25.643	240.5	2:14.391	155.55	8.501	11:53:11.925
25 - D1	1:01.470	48.607	25.386	236.6	2:15.464	154.32	9.574	11:55:27.390

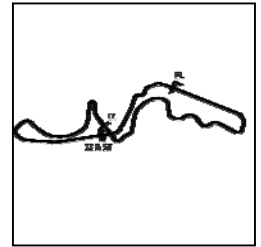
P20 51 GT3AM AMAC Motorsport				Lamborghini Huracan GT3				
IDEAL LAP TIME : 2:07.819		BEST LAP TIME : 2:08.331		DIFFERENCE : 0.511				
D1: Andrew MACPHERSON		D2: William PORTER						
LAP	SECTOR 1	SECTOR 2	SECTOR 3	SPEED TRAP	LAP TIME	KPH	DIFF	TIME OF DAY
1 - D2		48.323	31.303	179.2	2:34.738	135.10	26.406	10:55:58.516
2 - D2	1:25.214	1:20.360	41.352	87.1	3:26.928	101.02	1:18.596	10:59:25.444
3 - D2	1:34.846	1:13.617	29.714	113.2	3:18.178	105.48	1:09.847	11:02:43.623
4 - D2	58.278	46.666	24.025	238.8	2:08.970	162.09	0.638	11:04:52.593
5 - D2	57.767	46.373	24.526	236.0	2:08.667 (3)	162.47	0.336	11:07:01.261
6 - D2	58.236	46.415	23.678	239.8	2:08.331 (1)	162.89		11:09:09.592
7 - D2	58.228	46.551	23.691	239.9	2:08.472 (2)	162.72	0.140	11:11:18.064
8 - D2	58.242	46.911	24.583	238.8	2:09.737	161.13	1.406	11:13:27.802
9 - D2	58.468	47.225	25.396	237.3	2:11.090	159.47	2.758	11:15:38.892
10 - D2	1:25.940	49.372	26.655	224.8	2:41.968	129.06	33.636	11:18:20.861
11 - D2	59.347	47.052	28.570	233.3	2:14.970	154.88	6.639	11:20:35.831
12 - D2	59.725	50.667	IN PIT	109.2	2:33.298	P 136.36	24.966	11:23:09.130
13 - D1	OUTLAP	48.879	25.981	233.6	4:00.947	86.76	1:52.616	11:27:10.077
14 - D1	1:02.629	47.859	25.558	234.2	2:16.047	153.66	7.715	11:29:26.125
15 - D1	1:01.881	49.168	25.599	234.1	2:16.648	152.98	8.316	11:31:42.773
16 - D1	1:01.726	47.819	25.119	237.2	2:14.665	155.23	6.334	11:33:57.439
17 - D1	1:03.073	49.736	25.347	236.3	2:18.158	151.31	9.826	11:36:15.597
18 - D1	1:01.041	47.795	25.722	236.7	2:14.559	155.36	6.227	11:38:30.156
19 - D1	1:03.195	49.922	26.855	237.5	2:19.973	149.35	11.641	11:40:50.129
20 - D1	1:06.114	49.877	26.640	234.1	2:22.632	146.56	14.301	11:43:12.762
21 - D1	1:27.580	1:17.579	29.375	102.9	3:14.535	107.46	1:06.203	11:46:27.297
22 - D1	1:02.007	49.498	25.927	237.8	2:17.433	152.11	9.101	11:48:44.731
23 - D1	1:02.135	48.902	25.413	237.5	2:16.451	153.20	8.119	11:51:01.182
24 - D1	1:00.843	47.579	25.202	233.5	2:13.625	156.44	5.294	11:53:14.808
25 - D1	1:02.229	47.549	25.154	236.8	2:14.932	154.93	6.601	11:55:29.740

Weather / Track : Sunny / Dry

Suzuka
Circuit Length = 5.807 km
Start: 10:53 Flag 11:54 End: 12:01

Blancpain GT Series Asia 2018

RACE 2 - SECTOR ANALYSIS



SECTOR 1 = FL to I1, SECTOR 2 = I1 to I2 SECTOR 3 = I2 to I3, SECTOR 4 = I3 to FL, DIFF = Difference To Personal Best Lap, P = Crossed Finish Line in Pit Lane, D = Time Disallowed

P21 666 GT4AM GruppeM Racing Team				Mercedes-AMG GT4				
IDEAL LAP TIME : 2:16.771		BEST LAP TIME : 2:17.116		DIFFERENCE : 0.345				
D1: Ryuichirou OHTSUKA		D2: Reinhold RENGER						
LAP	SECTOR 1	SECTOR 2	SECTOR 3	SPEED TRAP	LAP TIME	KPH	DIFF	TIME OF DAY
1 - D2		51.117	31.897	176.8	2:40.155	130.53	23.039	10:56:03.933
2 - D2	1:22.532	1:20.745	43.166	98.4	3:26.443	101.26	1:09.327	10:59:30.377
3 - D2	1:34.026	1:12.890	30.286	148.6	3:17.204	106.00	1:00.087	11:02:47.581
4 - D2	1:01.698	50.253	25.164	221.6	2:17.116 (1)	152.46		11:05:04.698
5 - D2	1:01.989	51.324	25.260	222.6	2:18.574	150.85	1.457	11:07:23.272
6 - D2	1:01.904	50.627	25.390	223.7	2:17.922	151.57	0.806	11:09:41.195
7 - D2	1:01.612	50.502	25.876	223.1	2:17.991	151.49	0.874	11:11:59.186
8 - D2	1:01.503	50.441	25.790	221.4	2:17.735	151.77 (3)	0.618	11:14:16.921
9 - D2	1:02.221	53.859	29.510	222.0	2:25.592	143.58	8.475	11:16:42.513
10 - D2	1:07.333	52.577	IN PIT	131.7	2:42.308	P 128.79	25.191	11:19:24.822
11 - D1	OUTLAP	50.884	26.111	219.7	4:38.919	74.95	2:21.802	11:24:03.741
12 - D1	1:04.967	1:16.505	28.801	90.3	2:50.274	122.77	33.157	11:26:54.015
13 - D1	1:01.489	50.713	26.645	222.6	2:18.847	150.56	1.730	11:29:12.863
14 - D1	1:02.461	51.368	25.286	222.6	2:19.116	150.27	1.999	11:31:31.979
15 - D1	1:01.869	50.747	25.170	220.6	2:17.786	151.72	0.670	11:33:49.766
16 - D1	1:02.242	50.512	25.380	221.3	2:18.135	151.33	1.018	11:36:07.901
17 - D1	1:02.007	50.470	25.028	221.2	2:17.505	152.03 (2)	0.389	11:38:25.407
18 - D1	1:03.511	51.909	26.557	221.9	2:21.978	147.24	4.862	11:40:47.386
19 - D1	1:03.967	51.937	26.164	220.4	2:22.070	147.14	4.953	11:43:09.456
20 - D1	1:28.424	1:16.654	29.073	96.8	3:14.152	107.67	57.035	11:46:23.608
21 - D1	1:02.893	50.600	25.775	219.9	2:19.269	150.10	2.152	11:48:42.877
22 - D1	1:02.924	50.508	25.675	223.0	2:19.107	150.28	1.990	11:51:01.985
23 - D1	1:02.643	50.759	25.590	215.7	2:18.993	150.40	1.876	11:53:20.978
24 - D1	1:02.686	51.018	25.805	220.6	2:19.510	149.84	2.394	11:55:40.489

P22 72 GT4AM Team iRaceWin				Mercedes-AMG GT4				
IDEAL LAP TIME : 2:16.558		BEST LAP TIME : 2:17.333		DIFFERENCE : 0.775				
D1: Ringo CHONG		D2: Gilles VANNELET						
LAP	SECTOR 1	SECTOR 2	SECTOR 3	SPEED TRAP	LAP TIME	KPH	DIFF	TIME OF DAY
1 - D2		51.273	31.032	201.3	2:41.102	129.76	23.769	10:56:04.880
2 - D2	1:22.231	1:20.669	43.399	101.8	3:26.300	101.33	1:08.966	10:59:31.181
3 - D2	1:33.910	1:13.010	29.577	143.1	3:16.498	106.38	59.164	11:02:47.680
4 - D2	1:02.476	50.074	24.783	225.6	2:17.333 (1)	152.22		11:05:05.013
5 - D2	1:01.968	50.524	25.047	223.0	2:17.540	151.99 (3)	0.206	11:07:22.554
6 - D2	1:02.359	50.612	25.035	224.0	2:18.008	151.47	0.674	11:09:40.562
7 - D2	1:01.700	50.524	25.166	224.4	2:17.391	152.15 (2)	0.057	11:11:57.953
8 - D2	1:02.210	50.777	25.517	223.7	2:18.504	150.93	1.170	11:14:16.458
9 - D2	1:02.422	53.609	28.839	223.0	2:24.871	144.30	7.537	11:16:41.329
10 - D2	1:08.060	52.439	38.499	144.6	2:38.999	131.47	21.665	11:19:20.329
11 - D2	1:04.846	51.081	26.538	221.7	2:22.466	146.73	5.132	11:21:42.796
12 - D2	1:10.765	53.405	IN PIT	200.9	2:37.588	P 132.65	20.255	11:24:20.385
13 - D1	OUTLAP	51.382	25.901	222.4	4:30.284	77.34	2:12.950	11:28:50.669
14 - D1	1:04.697	51.223	26.101	222.2	2:22.022	147.19	4.688	11:31:12.691
15 - D1	1:04.369	51.440	26.456	222.7	2:22.265	146.94	4.931	11:33:34.957
16 - D1	1:03.781	50.987	26.013	223.0	2:20.782	148.49	3.449	11:35:55.739
17 - D1	1:03.532	50.901	26.043	222.2	2:20.477	148.81	3.143	11:38:16.217
18 - D1	1:04.010	52.172	28.233	218.8	2:24.416	144.75	7.082	11:40:40.633
19 - D1	1:05.506	51.224	27.462	221.4	2:24.193	144.98	6.859	11:43:04.827
20 - D1	1:31.636	1:17.186	29.058	100.8	3:17.882	105.64	1:00.548	11:46:22.709
21 - D1	1:03.556	51.486	27.767	223.2	2:22.810	146.38	5.477	11:48:45.519
22 - D1	1:03.063	50.938	25.924	223.7	2:19.926	149.40	2.592	11:51:05.445
23 - D1	1:02.812	50.851	26.201	223.0	2:19.864	149.46	2.531	11:53:25.310
24 - D1	1:03.193	51.116	26.786	222.5	2:21.096	148.16	3.762	11:55:46.406

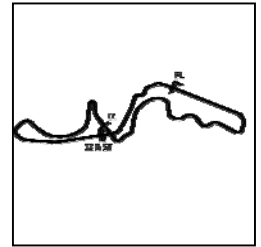
P23 77 GT4AM Craft Bamboo Racing				Mercedes-AMG GT4				
IDEAL LAP TIME : 2:18.384		BEST LAP TIME : 2:18.762		DIFFERENCE : 0.378				
D1: Frank YU		D2: Jean Marc MERLIN						
LAP	SECTOR 1	SECTOR 2	SECTOR 3	SPEED TRAP	LAP TIME	KPH	DIFF	TIME OF DAY

Weather / Track : Sunny / Dry

Suzuka
Circuit Length = 5.807 km
Start: 10:53 Flag 11:54 End: 12:01

Blancpain GT Series Asia 2018

RACE 2 - SECTOR ANALYSIS



SECTOR 1 = FL to I1, SECTOR 2 = I1 to I2 SECTOR 3 = I2 to I3, SECTOR 4 = I3 to FL, DIFF = Difference To Personal Best Lap, P = Crossed Finish Line in Pit Lane, D = Time Disallowed

1 - D2		52.223	30.373	204.0	2:41.740	129.25	22.977	10:56:05.518
2 - D2	1:22.521	1:20.428	43.416	101.5	3:26.365	101.30	1:07.602	10:59:31.884
3 - D2	1:34.208	1:12.617	29.787	141.4	3:16.613	106.32	57.850	11:02:48.497
4 - D2	1:02.702	50.718	25.341	221.2	2:18.762 (1)	150.65		11:05:07.260
5 - D2	1:02.520	51.097	26.054	218.0	2:19.672	149.67	0.910	11:07:26.933
6 - D2	1:02.323	51.360	25.438	218.4	2:19.122 (2)	150.26	0.359	11:09:46.055
7 - D2	1:02.735	51.046	25.504	219.3	2:19.286 (3)	150.08	0.523	11:12:05.341
8 - D2	1:02.596	50.867	26.237	219.3	2:19.701	149.64	0.938	11:14:25.042
9 - D2	1:03.005	51.967	27.088	219.4	2:22.061	147.15	3.298	11:16:47.104
10 - D2	1:04.199	52.466	39.022	137.3	2:35.688	134.27	16.925	11:19:22.792
11 - D2	1:04.013	51.495	26.353	219.5	2:21.862	147.36	3.099	11:21:44.655
12 - D2	1:09.323	53.482	IN PIT	217.6	2:36.949 P	133.19	18.187	11:24:21.605
13 - D1	OUTLAP	51.545	26.735	220.9	4:30.759	77.20	2:11.996	11:28:52.364
14 - D1	1:05.372	51.291	27.203	220.0	2:23.867	145.30	5.104	11:31:16.231
15 - D1	1:04.561	51.156	26.230	220.5	2:21.947	147.27	3.184	11:33:38.179
16 - D1	1:03.606	51.108	25.548	221.3	2:20.263	149.04	1.501	11:35:58.443
17 - D1	1:03.566	51.333	25.777	221.7	2:20.676	148.60	1.914	11:38:19.119
18 - D1	1:04.579	52.084	27.193	220.7	2:23.857	145.31	5.094	11:40:42.976
19 - D1	1:04.137	51.249	27.142	221.2	2:22.528	146.67	3.765	11:43:05.505
20 - D1	1:31.235	1:17.257	29.488	92.5	3:17.981	105.59	59.219	11:46:23.486
21 - D1	1:03.817	51.966	26.573	221.7	2:22.356	146.85	3.593	11:48:45.843
22 - D1	1:03.524	51.061	25.463	222.6	2:20.049	149.27	1.286	11:51:05.892
23 - D1	1:03.224	51.268	25.605	220.9	2:20.097	149.21	1.334	11:53:25.990
24 - D1	1:03.054	51.004	26.775	223.6	2:20.834	148.43	2.072	11:55:46.825

P24 81 GT4AM BMW Team Studie

BMW M4 GT4

IDEAL LAP TIME : 2:17.319

BEST LAP TIME : 2:17.578

DIFFERENCE : 0.259

D1: Takayuki KINOSHITA

D2: Sunako JUKUCHOU

LAP	SECTOR 1	SECTOR 2	SECTOR 3	SPEED TRAP	LAP TIME	KPH	DIFF	TIME OF DAY
1 - D2		51.425	32.073	175.3	2:39.757	130.85	22.178	10:56:03.535
2 - D2	1:22.443	1:20.607	42.741	94.2	3:25.791	101.58	1:08.212	10:59:29.326
3 - D2	1:34.357	1:12.811	30.154	129.4	3:17.323	105.94	59.744	11:02:46.649
4 - D2	1:02.047	50.237	25.293	221.7	2:17.578 (1)	151.95		11:05:04.228
5 - D2	1:02.022	50.167	25.557	221.0	2:17.746 (2)	151.76	0.167	11:07:21.975
6 - D2	1:02.536	50.104	25.193	222.3	2:17.833	151.66	0.255	11:09:39.809
7 - D2	1:02.174	50.273	25.310	220.9	2:17.758 (3)	151.75	0.179	11:11:57.567
8 - D2	1:02.382	50.490	25.461	220.4	2:18.333	151.12	0.755	11:14:15.901
9 - D2	1:02.352	53.685	28.693	220.2	2:24.731	144.44	7.152	11:16:40.632
10 - D2	1:08.327	52.422	IN PIT	148.9	2:42.689 P	128.49	25.110	11:19:23.322
11 - D1	OUTLAP	53.444	28.854	204.6	4:52.345	71.50	2:34.766	11:24:15.667
12 - D1	1:10.388	1:00.401	30.969	79.3	2:41.760	129.23	24.181	11:26:57.427
13 - D1	1:07.477	50.452	26.520	221.5	2:24.450	144.72	6.871	11:29:21.877
14 - D1	1:04.434	51.038	26.331	222.1	2:21.804	147.42	4.225	11:31:43.681
15 - D1	1:03.462	50.597	25.657	223.0	2:19.716	149.62	2.137	11:34:03.398
16 - D1	1:03.481	50.891	26.036	223.6	2:20.410	148.88	2.831	11:36:23.808
17 - D1	1:03.689	51.134	25.926	222.8	2:20.750	148.52	3.171	11:38:44.558
18 - D1	1:07.055	50.908	26.627	222.7	2:24.590	144.58	7.011	11:41:09.149
19 - D1	1:03.486	50.261	25.809	223.0	2:19.557	149.79	1.978	11:43:28.706
20 - D1	1:14.819	1:17.022	30.245	118.3	3:02.087	114.80	44.508	11:46:30.794
21 - D1	1:03.389	50.958	26.438	223.3	2:20.786	148.48	3.207	11:48:51.580
22 - D1	1:03.419	51.037	25.495	223.9	2:19.953	149.37	2.374	11:51:11.533
23 - D1	1:02.943	50.512	27.772	222.5	2:21.229	148.02	3.650	11:53:32.762
24 - D1	1:03.805	51.696	26.779	221.0	2:22.281	146.92	4.702	11:55:55.044

P25 17 GT4AM Taiwan Top Speed Racing Team

Porsche Cayman GT4 Clubsport MR

IDEAL LAP TIME : 2:18.797

BEST LAP TIME : 2:19.530

DIFFERENCE : 0.733

D1: George CHOU

D2: Keo CHANG

LAP	SECTOR 1	SECTOR 2	SECTOR 3	SPEED TRAP	LAP TIME	KPH	DIFF	TIME OF DAY
1 - D2		53.422	29.482	194.7	2:42.746	128.45	23.215	10:56:06.524
2 - D2	1:22.712	1:20.933	43.136	107.4	3:26.782	101.09	1:07.251	10:59:33.307
3 - D2	1:34.343	1:12.015	30.287	145.3	3:16.646	106.30	57.115	11:02:49.953
4 - D2	1:03.090	50.501	26.112	223.3	2:19.704 (2)	149.63	0.173	11:05:09.658
5 - D2	1:02.980	51.039	25.819	220.1	2:19.839 (3)	149.49	0.308	11:07:29.497

Suzuka

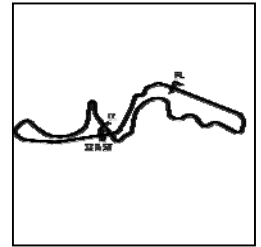
Circuit Length = 5.807 km

Start: 10:53 Flag 11:54 End: 12:01

Weather / Track : Sunny / Dry

Blancpain GT Series Asia 2018

RACE 2 - SECTOR ANALYSIS



SECTOR 1 = FL to I1, SECTOR 2 = I1 to I2 SECTOR 3 = I2 to I3, SECTOR 4 = I3 to FL, DIFF = Difference To Personal Best Lap, P = Crossed Finish Line in Pit Lane, D = Time Disallowed

6 - D2	1:03.032	51.332	25.844	221.7	2:20.208	149.10	0.678	11:09:49.706
7 - D2	1:02.693	51.113	25.723	219.3	2:19.530 (1)	149.82		11:12:09.237
8 - D2	1:02.900	51.101	26.048	220.8	2:20.050	149.26	0.520	11:14:29.287
9 - D2	1:03.572	53.119	28.063	218.9	2:24.755	144.41	5.224	11:16:54.043
10 - D2	1:05.623	51.664	IN PIT	220.3	2:33.644	P 136.06	14.113	11:19:27.687
11 - D1	OUTLAP	51.485	25.999	217.4	4:25.296	78.79	2:05.765	11:23:52.983
12 - D1	1:06.156	1:22.078	29.991	94.3	2:58.226	117.29	38.695	11:26:51.209
13 - D1	1:02.951	51.134	26.511	221.9	2:20.597	148.68	1.067	11:29:11.807
14 - D1	1:04.841	52.413	25.937	222.2	2:23.192	145.99	3.661	11:31:35.000
15 - D1	1:03.519	51.070	25.602	221.3	2:20.191	149.11	0.661	11:33:55.191
16 - D1	1:04.127	52.040	26.054	221.6	2:22.222	146.98	2.691	11:36:17.414
17 - D1	1:04.124	54.998	25.773	221.0	2:24.895	144.27	5.364	11:38:42.309
18 - D1	1:03.471	51.473	26.109	220.6	2:21.054	148.20	1.523	11:41:03.363
19 - D1	1:04.889	51.631	26.415	219.1	2:22.936	146.25	3.405	11:43:26.299
20 - D1	1:16.389	1:17.476	30.149	105.1	3:04.014	113.60	44.483	11:46:30.314
21 - D1	1:03.404	51.299	25.873	224.1	2:20.578	148.70	1.047	11:48:50.892
22 - D1	1:03.826	51.897	25.694	222.6	2:21.419	147.82	1.888	11:51:12.311
23 - D1	1:03.481	50.852	26.500	222.4	2:20.833	148.43	1.303	11:53:33.145
24 - D1	1:03.998	51.760	26.728	222.1	2:22.488	146.71	2.957	11:55:55.633

P26 11 GT4AM TTR Team SARD

Porsche Cayman GT4 Clubsport MR

IDEAL LAP TIME : 2:18.806

BEST LAP TIME : 2:19.600

DIFFERENCE : 0.794

D1: Brian LEE D2: Tony FONG

LAP	SECTOR 1	SECTOR 2	SECTOR 3	SPEED TRAP	LAP TIME	KPH	DIFF	TIME OF DAY
1 - D2		53.479	29.449	186.1	2:43.073	128.19	23.473	10:56:06.851
2 - D2	1:22.799	1:21.063	43.316	103.0	3:27.179	100.90	1:07.579	10:59:34.030
3 - D2	1:34.173	1:11.944	30.224	142.2	3:16.341	106.47	56.741	11:02:50.372
4 - D2	1:03.065	51.710	25.429	216.2	2:20.205	149.10	0.605	11:05:10.577
5 - D2	1:02.904	50.472	26.223	224.3	2:19.600 (1)	149.75		11:07:30.177
6 - D2	1:03.494	50.661	25.895	223.7	2:20.050	(3) 149.26	0.450	11:09:50.228
7 - D2	1:03.312	50.659	25.961	224.0	2:19.933	(2) 149.39	0.333	11:12:10.162
8 - D2	1:03.853	51.433	25.878	222.2	2:21.165	148.08	1.565	11:14:31.328
9 - D2	1:03.707	52.516	27.277	222.8	2:23.501	145.67	3.901	11:16:54.829
10 - D2	1:05.659	51.557	IN PIT	223.3	2:34.693	P 135.13	15.093	11:19:29.523
11 - D1	OUTLAP	51.301	26.554	220.9	4:30.066	77.40	2:10.466	11:23:59.589
12 - D1	1:04.573	1:17.364	30.543	93.3	2:52.481	121.20	32.881	11:26:52.070
13 - D1	1:03.059	50.781	26.721	223.3	2:20.562	148.72	0.962	11:29:12.633
14 - D1	1:05.398	51.516	26.030	222.5	2:22.945	146.24	3.345	11:31:35.579
15 - D1	1:03.476	51.021	26.141	221.6	2:20.639	148.64	1.039	11:33:56.218
16 - D1	1:04.128	51.554	26.219	222.2	2:21.902	147.32	2.302	11:36:18.120
17 - D1	1:03.681	53.826	25.790	221.3	2:23.297	145.88	3.697	11:38:41.418
18 - D1	1:03.654	51.116	25.972	221.8	2:20.742	148.53	1.142	11:41:02.161
19 - D1	1:04.070	51.299	25.913	221.7	2:21.282	147.96	1.682	11:43:23.444
20 - D1	1:17.579	1:17.616	30.139	108.6	3:05.335	112.79	45.735	11:46:28.779
21 - D1	1:03.694	51.570	25.916	221.3	2:21.180	148.07	1.580	11:48:49.960
22 - D1	1:03.300	51.041	25.935	222.8	2:20.278	149.02	0.678	11:51:10.238
23 - D1	1:03.365	51.447	27.527	221.0	2:22.340	146.86	2.740	11:53:32.579
24 - D1	1:03.735	52.372	27.144	223.5	2:23.252	145.93	3.652	11:55:55.831

P27 82 GT4AM BMW Team Studie

BMW M4 GT4

IDEAL LAP TIME : 2:18.513

BEST LAP TIME : 2:18.698

DIFFERENCE : 0.184

D1: Ken URATA D2: Max CHEN

LAP	SECTOR 1	SECTOR 2	SECTOR 3	SPEED TRAP	LAP TIME	KPH	DIFF	TIME OF DAY
1 - D2		52.891	30.039	202.0	2:42.393	128.73	23.695	10:56:06.171
2 - D2	1:22.546	1:20.538	43.319	106.6	3:26.403	101.28	1:07.705	10:59:32.575
3 - D2	1:34.584	1:12.050	30.307	148.9	3:16.942	106.14	58.244	11:02:49.517
4 - D2	1:02.950	50.163	25.584	225.8	2:18.698 (1)	150.72		11:05:08.215
5 - D2	1:02.902	50.026	26.194	225.8	2:19.123	(2) 150.26	0.425	11:07:27.339
6 - D2	1:03.125	50.593	25.634	225.7	2:19.353	(3) 150.01	0.655	11:09:46.693
7 - D2	1:03.590	50.580	26.144	223.5	2:20.315	148.98	1.617	11:12:07.009
8 - D2	1:03.465	50.788	25.663	222.6	2:19.916	149.41	1.218	11:14:26.925
9 - D2	1:03.522	53.001	30.033	222.0	2:26.556	142.64	7.858	11:16:53.482
10 - D2	1:05.712	51.305	33.394	222.1	2:30.412	138.98	11.714	11:19:23.895

Weather / Track : Sunny / Dry

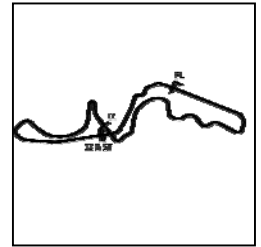
Suzuka

Circuit Length = 5.807 km

Start: 10:53 Flag 11:54 End: 12:01

Blancpain GT Series Asia 2018

RACE 2 - SECTOR ANALYSIS



SECTOR 1 = FL to I1, SECTOR 2 = I1 to I2 SECTOR 3 = I2 to I3, SECTOR 4 = I3 to FL, DIFF = Difference To Personal Best Lap, P = Crossed Finish Line in Pit Lane, D = Time Disallowed

LAP	SECTOR 1	SECTOR 2	SECTOR 3	SPEED TRAP	LAP TIME	KPH	DIFF	TIME OF DAY
11 - D2	1:05.734	51.057	IN PIT	221.7	2:28.975	P 140.32	10.277	11:21:52.871
12 - D1	OUTLAP	1:06.840	31.183	83.7	5:04.343	68.68	2:45.644	11:26:57.214
13 - D1	1:08.811	52.224	27.443	222.7	2:28.479	140.79	9.781	11:29:25.693
14 - D1	1:05.553	51.036	26.512	223.1	2:23.102	146.08	4.404	11:31:48.796
15 - D1	1:04.343	50.934	26.862	222.8	2:22.140	147.07	3.442	11:34:10.936
16 - D1	1:04.698	51.010	26.818	222.2	2:22.527	146.67	3.829	11:36:33.464
17 - D1	1:04.536	51.132	26.464	222.7	2:22.132	147.08	3.434	11:38:55.596
18 - D1	1:07.690	51.743	27.861	222.2	2:27.295	141.92	8.597	11:41:22.892
19 - D1	1:05.670	51.020	27.064	222.2	2:23.756	145.42	5.058	11:43:46.648
20 - D1	1:04.891	1:09.736	31.105	118.0	2:45.733	126.13	27.035	11:46:32.381
21 - D1	1:04.539	50.553	26.292	224.8	2:21.385	147.85	2.687	11:48:53.767
22 - D1	1:03.792	50.764	26.085	224.8	2:20.642	148.64	1.944	11:51:14.409
23 - D1	1:03.682	50.629	26.147	224.7	2:20.459	148.83	1.761	11:53:34.868
24 - D1	1:03.985	50.683	26.501	225.6	2:21.170	148.08	2.472	11:55:56.039

P28 3 GT3S Absolute Racing

Audi R8 LMS GT3

IDEAL LAP TIME : 2:04.631

BEST LAP TIME : 2:04.685

DIFFERENCE : 0.054

D1: Martin RUMP

D2: Franky CHENG

LAP	SECTOR 1	SECTOR 2	SECTOR 3	SPEED TRAP	LAP TIME	KPH	DIFF	TIME OF DAY
1 - D2		47.417	30.570	187.6	2:31.591	137.90	26.906	10:55:55.369
2 - D2	1:25.601	1:20.502	41.169	105.1	3:27.272	100.85	1:22.587	10:59:22.642
3 - D2	1:35.170	1:13.918	30.721	112.0	3:19.809	104.62	1:15.124	11:02:42.452
4 - D2	58.139	46.240	23.607	242.4	2:07.987	163.33	3.302	11:04:50.440
5 - D2	58.098	46.888	23.557	243.2	2:08.544	162.63	3.858	11:06:58.984
6 - D2	57.245	46.473	24.240	244.7	2:07.959	163.37	3.273	11:09:06.943
7 - D2	57.918	46.601	23.163	241.3	2:07.683	163.72	2.997	11:11:14.626
8 - D2	57.425	46.290	23.069	240.9	2:06.784	164.88	2.099	11:13:21.411
9 - D2	57.526	46.376	23.374	240.4	2:07.277	164.24	2.591	11:15:28.688
10 - D2	1:00.922	49.611	25.661	232.5	2:16.194	153.49	11.509	11:17:44.883
11 - D2	59.226	47.105	IN PIT	240.5	2:13.672	P 156.39	8.986	11:19:58.556
12 - D1	OUTLAP	51.483	26.310	217.4	4:01.386	86.60	1:56.700	11:23:59.942
13 - D1	1:04.613	1:17.419	30.238	90.4	2:52.271	121.35	47.585	11:26:52.213
14 - D1	57.861	45.671	23.012	240.3	2:06.545	165.19	1.859	11:28:58.758
15 - D1	57.324	45.845	22.853	241.5	2:06.022	(3) 165.88	1.337	11:31:04.781
16 - D1	56.305	45.529	22.850	241.8	2:04.685	(1) 167.66		11:33:09.467
17 - D1	56.250	45.626	23.446	244.0	2:05.323	(2) 166.80	0.637	11:35:14.790
18 - D1	57.731	46.073	22.870	242.7	2:06.675	165.03	1.989	11:37:21.465

P29 28 GT3PA HubAuto Corsa

Ferrari 488 GT3

IDEAL LAP TIME : 2:04.029

BEST LAP TIME : 2:04.181

DIFFERENCE : 0.152

D1: Morris CHEN

D2: Tim SLADE

LAP	SECTOR 1	SECTOR 2	SECTOR 3	SPEED TRAP	LAP TIME	KPH	DIFF	TIME OF DAY
1 - D2		45.519	27.252	238.3	2:18.341	151.11	14.159	10:55:42.119
2 - D2	1:26.704	1:18.554	42.696	96.7	3:27.954	100.52	1:23.772	10:59:10.074
3 - D2	1:34.855	1:17.259	33.213	107.5	3:25.328	101.81	1:21.146	11:02:35.402
4 - D2	56.554	45.593	22.327	241.3	2:04.474	(3) 167.94	0.293	11:04:39.877
5 - D2	56.182	45.588	22.411	240.4	2:04.181	(1) 168.34		11:06:44.059
6 - D2	56.291	45.560	22.389	239.7	2:04.241	(2) 168.26	0.059	11:08:48.301
7 - D2	56.509	45.688	22.564	239.4	2:04.763	167.55	0.581	11:10:53.064
8 - D2	56.494	45.696	22.585	240.1	2:04.776	167.54	0.594	11:12:57.840

P30 12 GT4AM Clearwater Racing

McLaren 570S GT4

IDEAL LAP TIME : 2:24.305

BEST LAP TIME : 2:25.333

DIFFERENCE : 1.028

D1: Richard WEE

D2: Daniel AU

LAP	SECTOR 1	SECTOR 2	SECTOR 3	SPEED TRAP	LAP TIME	KPH	DIFF	TIME OF DAY
1 - D2		53.312	29.763	185.0	2:44.026	127.45	18.692	10:56:07.804
2 - D2	1:22.543	1:20.930	43.369	99.2	3:26.843	101.06	1:01.509	10:59:34.647
3 - D2	1:35.107	1:10.990	30.496	142.1	3:16.593	106.33	51.260	11:02:51.241
4 - D2	1:07.157	52.049	26.556	218.0	2:25.763	(2) 143.41	0.430	11:05:17.005
5 - D2	1:05.698	52.277	27.357	209.6	2:25.333	(1) 143.84		11:07:42.338
6 - D2	1:07.284	52.251	28.192	215.4	2:27.727	141.51	2.394	11:10:10.066
7 - D2	1:06.821	52.377	26.840	211.2	2:26.039	(3) 143.14	0.705	11:12:36.105

Weather / Track : Sunny / Dry

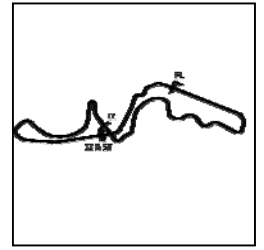
Suzuka

Circuit Length = 5.807 km

Start: 10:53 Flag 11:54 End: 12:01

Blancpain GT Series Asia 2018

RACE 2 - SECTOR ANALYSIS



SECTOR 1 = FL to I1, SECTOR 2 = I1 to I2 SECTOR 3 = I2 to I3, SECTOR 4 = I3 to FL, DIFF = Difference To Personal Best Lap, P = Crossed Finish Line in Pit Lane, D = Time Disallowed

Blancpain GT Series Asia 2018

RACE 2 - LAP CHART

LAP 1 @ 10:55:40.750			LAP 2 @ 10:59:08.905			LAP 3 @ 11:02:35.031			LAP 4 @ 11:04:38.876			LAP 5 @ 11:06:42.652		
NO	BEHIND	LAP TIME	NO	BEHIND	LAP TIME	NO	BEHIND	LAP TIME	NO	BEHIND	LAP TIME	NO	BEHIND	LAP TIME
27		2:16.972	27		3:28.155	27		3:26.125	27		2:03.845	27		2:03.776
28	1.369	2:18.341	28	1.168	3:27.954	28	0.371	3:25.328	28	1.001	2:04.474	28	1.406	2:04.181
888	2.404	2:19.376	888	2.184	3:27.935	888	0.665	3:24.607	888	1.657	2:04.836	888	1.728	2:03.847
63	2.925	2:19.898	63	2.806	3:28.035	63	1.015	3:24.334	63	2.138	2:04.968	63	2.654	2:04.292
19	3.595	2:20.567	19	3.351	3:27.911	19	1.557	3:24.331	19	2.786	2:05.074	19	3.727	2:04.717
999	4.847	2:21.819	999	4.510	3:27.817	999	1.894	3:23.509	999	3.643	2:05.594	999	4.599	2:04.732
911	5.669	2:22.641	911	5.844	3:28.330	911	2.509	3:22.790	911	4.902	2:06.238	911	6.680	2:05.554
5	6.402	2:23.374	5	6.187	3:27.940	5	3.047	3:22.985	5	5.423	2:06.220	5	7.635	2:05.989
777	8.236	2:25.208	777	6.947	3:26.866	777	3.346	3:22.524	777	5.750	2:06.248	777	7.953	2:05.979
390	8.971	2:25.943	390	8.344	3:27.528	390	3.922	3:21.702	390	6.394	2:06.317	390	8.507	2:05.890
97	9.384	2:26.356	97	8.842	3:27.613	97	4.151	3:21.434	97	6.710	2:06.404	97	8.817	2:05.883
18	10.034	2:27.006	18	9.693	3:27.814	18	4.607	3:21.040	18	7.122	2:06.360	18	9.166	2:05.820
23	10.832	2:27.804	23	10.314	3:27.637	23	5.188	3:20.999	23	7.725	2:06.382	23	10.736	2:06.787
991	12.173	2:29.145	991	11.296	3:27.278	991	5.855	3:20.685	991	10.660	2:08.650	86	14.925	2:07.832
86	12.987	2:29.959	86	12.303	3:27.471	86	6.458	3:20.280	86	10.869	2:08.256	8	15.235	2:07.738
8	13.828	2:30.801	8	13.020	3:27.347	8	7.108	3:20.213	8	11.274	2:08.010	3	16.331	2:08.544
3	14.619	2:31.591	3	13.737	3:27.272	3	7.421	3:19.809	3	11.563	2:07.987	37	16.762	2:08.337
47	15.732	2:32.704	47	14.818	3:27.241	47	7.870	3:19.177	37	12.201	2:07.909	991	17.117	2:10.233
37	16.397	2:33.369	37	15.625	3:27.383	37	8.137	3:18.637	47	13.299	2:09.273	47	17.262	2:07.739
51	17.766	2:34.738	51	16.539	3:26.928	51	8.591	3:18.178	51	13.717	2:08.970	45	18.271	2:08.015
45	18.461	2:35.433	45	17.644	3:27.338	45	9.495	3:17.976	45	14.033	2:08.383	51	18.608	2:08.667
33	21.026	2:37.998	33	19.120	3:26.249	33	9.728	3:16.733	33	14.181	2:08.298	33	18.726	2:08.320
81	22.784	2:39.757	81	20.420	3:25.791	81	11.618	3:17.323	81	25.352	2:17.578	81	39.322	2:17.746
666	23.183	2:40.155	666	21.471	3:26.443	666	12.550	3:17.204	666	25.822	2:17.116	72	39.901	2:17.540
72	24.130	2:41.102	72	22.275	3:26.300	72	12.648	3:16.498	72	26.137	2:17.333	666	40.619	2:18.574
77	24.768	2:41.740	77	22.978	3:26.365	77	13.466	3:16.613	77	28.384	2:18.762	77	44.280	2:19.672
82	25.421	2:42.393	82	23.669	3:26.403	82	14.486	3:16.942	82	29.339	2:18.698	82	44.686	2:19.123
17	25.774	2:42.746	17	24.401	3:26.782	17	14.922	3:16.646	17	30.782	2:19.704	17	46.844	2:19.839
11	26.101	2:43.073	11	25.125	3:27.179	11	15.341	3:16.341	11	31.701	2:20.205	11	47.525	2:19.600
12	27.054	2:44.026	12	25.742	3:26.843	12	16.210	3:16.593	12	38.129	2:25.763	12	59.686	2:25.333
			SC	1 Lap	3:16.116 P									

Weather / Track : Sunny / Dry

Suzuka

Circuit Length = 5.807 km

Start: 10:53 Flag 11:54 End: 12:01

Blancpain GT Series Asia 2018

RACE 2 - LAP CHART

LAP 6 @ 11:08:46.662			LAP 7 @ 11:10:51.359			LAP 8 @ 11:12:56.411			LAP 9 @ 11:15:01.750			LAP 10 @ 11:17:20.071		
NO	BEHIND	LAP TIME	NO	BEHIND	LAP TIME	NO	BEHIND	LAP TIME	NO	BEHIND	LAP TIME	NO	BEHIND	LAP TIME
27		2:04.009	27		2:04.696	27		2:05.052	27		2:05.338	27		2:18.320
28	1.638	2:04.241	28	1.705	2:04.763	28	1.429	2:04.776	888	2.049	2:05.538	888	0.561	2:16.832
888	2.095	2:04.376	888	2.097	2:04.698	888	1.850	2:04.805	63	2.783	2:05.356	63	1.064	2:16.602
63	3.078	2:04.434	63	2.889	2:04.507	63	2.765	2:04.927	19	6.200	2:05.939	19	1.520	2:13.641
19	4.382	2:04.664	19	5.142	2:05.457	19	5.600	2:05.509	999	9.752	2:08.652	999	2.083	2:10.651
999	5.336	2:04.747	999	5.638	2:04.997	999	6.438	2:05.853	911	12.091	2:06.917	911	8.053	2:14.283
911	8.513	2:05.842	911	9.794	2:05.977	911	10.512	2:05.769	777	13.363	2:06.120	777	11.746	2:16.703
5	9.469	2:05.843	5	10.654	2:05.880	777	12.582	2:06.572	390	15.307	2:07.035	390	13.645	2:16.658
777	9.735	2:05.791	777	11.061	2:06.022	390	13.611	2:06.414	18	15.767	2:06.889	18	14.065	2:16.618
390	10.622	2:06.124	390	12.249	2:06.322	18	14.216	2:06.370	97	16.250	2:06.574	97	14.551	2:16.622
97	11.494	2:06.686	97	12.531	2:05.733	5	14.768	2:09.166 P	23	18.469	2:07.088	23	14.934	2:14.785
18	11.939	2:06.783	18	12.898	2:05.655	97	15.014	2:07.535	37	19.861	2:05.213	37	17.947	2:16.406
23	12.780	2:06.053	23	14.685	2:06.601	23	16.720	2:07.087	86	26.303	2:07.662	86	23.860	2:15.878
86	18.181	2:07.266	37	20.256	2:05.950	37	19.987	2:04.782	3	26.938	2:07.277	3	24.812	2:16.194
37	19.002	2:06.250	86	21.587	2:08.102	86	23.979	2:07.444	47	27.582	2:07.361	47	26.479	2:17.217
8	19.775	2:08.549	3	23.267	2:07.683	3	25.000	2:06.784	45	28.271	2:07.596	45	27.961	2:18.011
3	20.280	2:07.959	47	23.690	2:07.858	47	25.559	2:06.922	991	34.474	2:09.063	991	58.633	2:42.480
47	20.528	2:07.275	45	24.177	2:07.743	45	26.014	2:06.889	33	34.785	2:08.394	33	59.452	2:42.988
45	21.129	2:06.867	991	26.342	2:08.423	991	30.749	2:09.460	51	37.142	2:11.090	51	1:00.790	2:41.968
991	22.615	2:09.508	51	26.705	2:08.472	51	31.390	2:09.737	8	37.759	2:10.977	8	1:02.208	2:42.769
51	22.929	2:08.331	33	27.000	2:08.557	33	31.729	2:09.780	5	38.346	2:28.916	5	1:05.776	2:45.751
33	23.140	2:08.423	8	29.686	2:14.607	8	32.121	2:07.487	81	1:38.882	2:24.731	72	2:00.258	2:38.999
81	53.146	2:17.833	81	1:06.208	2:17.758	81	1:19.489	2:18.333	72	1:39.579	2:24.871	SC	8 Laps	16:57.969
72	53.899	2:18.008	72	1:06.594	2:17.391	72	1:20.047	2:18.504	666	1:40.763	2:25.592	77	2:02.721	2:35.688
666	54.532	2:17.922	666	1:07.827	2:17.991	666	1:20.510	2:17.735	77	1:45.354	2:22.061	81	2:03.251	2:42.689 P
77	59.392	2:19.122	77	1:13.982	2:19.286	77	1:28.631	2:19.701	82	1:51.732	2:26.556	82	2:03.824	2:30.412
82	1:00.030	2:19.353	82	1:15.649	2:20.315	82	1:30.514	2:19.916	17	1:52.292	2:24.755	666	2:04.751	2:42.308 P
17	1:03.043	2:20.208	17	1:17.878	2:19.530	17	1:32.876	2:20.050	11	1:53.079	2:23.501	17	2:07.616	2:33.644 P
11	1:03.565	2:20.050	11	1:18.803	2:19.933	11	1:34.916	2:21.165				11	2:09.452	2:34.693 P
12	1:23.404	2:27.727	12	1:44.746	2:26.039									

Weather / Track : Sunny / Dry

Suzuka

Circuit Length = 5.807 km

Start: 10:53 Flag 11:54 End: 12:01

Blancpain GT Series Asia 2018

RACE 2 - LAP CHART

LAP 11 @ 11:19:37.810				LAP 12 @ 11:23:06.417				LAP 13 @ 11:26:38.638				LAP 14 @ 11:28:44.244				LAP 15 @ 11:30:49.237			
NO	BEHIND	LAP TIME		NO	BEHIND	LAP TIME		NO	BEHIND	LAP TIME		NO	BEHIND	LAP TIME		NO	BEHIND	LAP TIME	
27		2:17.739	P	777		3:23.597	P	27		3:22.086		27		2:05.605		27		2:04.992	
888	0.950	2:18.127	P	18	1.076	3:18.587	P	888	1.514	3:19.499		888	2.474	2:06.565		888	2.628	2:05.146	
63	1.450	2:18.124	P	45	1.788	3:09.867	P	63	2.614	3:19.514		19	3.496	2:06.030		19	3.103	2:04.599	
19	2.838	2:19.056	P	51	2.713	2:33.298	P	999	2.679	3:19.346		63	6.130	2:09.121		63	7.050	2:05.912	
999	3.809	2:19.464	P	27	10.135	3:38.742		19	3.072	3:17.504		72	1 Lap	4:30.284		999	7.850	2:05.570	
777	5.009	2:11.001		888	14.236	3:41.893		97	4.039	3:13.676		999	7.272	2:10.198		23	9.991	2:07.217	
911	6.708	2:16.393	P	63	15.320	3:42.477		23	4.740	3:09.952		97	7.573	2:09.140		97	10.667	2:08.086	
18	11.095	2:14.769		999	15.555	3:40.353		911	5.937	3:09.670		23	7.766	2:08.631		911	10.980	2:07.451	
390	13.960	2:18.053	P	19	17.789	3:43.558		86	6.931	3:08.743		77	1 Lap	4:30.759		86	11.523	2:07.328	
97	15.230	2:18.417	P	97	22.584	3:35.961		37	7.383	3:05.664		911	8.521	2:08.190		37	13.578	2:08.312	
23	16.062	2:18.866	P	23	27.010	3:39.555		17	1 Lap	2:58.226		86	9.188	2:07.863		3	15.544	2:06.022	
37	17.547	2:17.338	P	911	28.488	3:50.387		11	1 Lap	2:52.481		37	10.258	2:08.480		72	1 Lap	2:22.022	
86	20.023	2:13.901	P	86	30.408	3:38.992		3	13.575	2:52.271		3	14.514	2:06.545		5	24.929	2:07.824	
45	20.527	2:10.305		37	33.940	3:45.000		666	1 Lap	2:50.274		991	21.688	2:08.132		991	25.365	2:08.669	
3	20.746	2:13.672	P	17	1 Lap	4:25.296		82	1 Lap	5:04.343		5	22.098	2:08.295		77	1 Lap	2:23.867	
47	22.378	2:13.638	P	11	1 Lap	4:30.066		81	1 Lap	2:41.760		8	24.956	2:10.801		8	27.434	2:07.470	
51	58.021	2:14.970		3	53.525	4:01.386		991	19.161	2:40.595		777	25.626	2:11.267		777	29.010	2:08.376	
33	59.296	2:17.582	P	666	1 Lap	4:38.919		5	19.408	2:39.829		17	1 Lap	2:20.597		18	31.539	2:08.103	
991	1:00.766	2:19.871	P	81	1 Lap	4:52.345		8	19.760	2:29.081		11	1 Lap	2:20.562		33	39.524	2:09.035	
8	1:02.137	2:17.667	P	991	1:10.788	3:38.629		777	19.965	3:52.187		18	28.428	2:12.017		47	40.772	2:08.281	
5	1:02.577	2:14.539	P	5	1:11.800	3:37.830		45	21.363	3:51.796		666	1 Lap	2:18.847		45	41.535	2:14.586	
72	2:04.986	2:22.466		72	1:13.968	2:37.588	P	18	22.016	3:53.161		45	31.941	2:16.184		666	1 Lap	2:19.116	
77	2:06.845	2:21.862		77	1:15.188	2:36.949	P	390	25.785	2:28.281		33	35.481	2:09.092		17	1 Lap	2:23.192	
82	2:15.061	2:28.975	P	8	1:22.900	3:49.370		51	31.439	4:00.947		47	37.484	2:11.202		11	1 Lap	2:22.945	
SC	8 Laps	3:44.010		390	1:29.726	4:44.373		47	31.886	2:16.310		81	1 Lap	2:24.450		390	53.012	2:19.378	
				47	1:47.797	4:54.026		33	31.994	2:12.763		390	38.626	2:18.447		51	53.536	2:16.648	
				33	1:51.452	4:20.763						82	1 Lap	2:28.479		81	1 Lap	2:21.804	
				SC	8 Laps	3:31.143	P					51	41.880	2:16.047		82	1 Lap	2:23.102	

Weather / Track : Sunny / Dry

Suzuka

Circuit Length = 5.807 km

Start: 10:53 Flag 11:54 End: 12:01

Blancpain GT Series Asia 2018

RACE 2 - LAP CHART

LAP 16 @ 11:32:54.942			LAP 17 @ 11:35:00.297			LAP 18 @ 11:37:05.954			LAP 19 @ 11:39:13.144			LAP 20 @ 11:42:49.736		
NO	BEHIND	LAP TIME	NO	BEHIND	LAP TIME	NO	BEHIND	LAP TIME	NO	BEHIND	LAP TIME	NO	BEHIND	LAP TIME
27		2:05.705	27		2:05.355	27		2:05.656	27		2:07.189	27		3:36.591
888	3.404	2:06.481	19	3.401	2:04.948	19	2.434	2:04.689	19	1.532	2:06.288	19	0.447	3:35.506
19	3.809	2:06.410	888	4.556	2:06.507	63	9.162	2:07.152	63	9.110	2:07.137	63	1.283	3:28.765
63	7.222	2:05.877	63	7.666	2:05.799	23	9.295	2:06.616	23	11.161	2:09.055	23	2.209	3:27.639
999	7.639	2:05.493	999	7.951	2:05.668	999	9.586	2:07.291	999	11.719	2:09.322	999	3.039	3:27.911
23	8.885	2:04.599	23	8.336	2:04.806	888	11.000	2:12.100	888	12.849	2:09.038	888	3.904	3:27.647
97	11.265	2:06.303	911	12.876	2:06.006	911	13.141	2:05.921	911	14.089	2:08.138	911	4.443	3:26.945
911	12.224	2:06.949	97	13.414	2:07.504	97	15.064	2:07.307	86	18.381	2:09.265	86	5.047	3:23.257
86	12.663	2:06.844	86	14.363	2:07.056	3	15.511	2:06.675	97	19.651	2:11.776	97	5.732	3:22.672
3	14.525	2:04.685	3	14.493	2:05.323	86	16.306	2:07.599	37	21.728	2:09.086	37	6.214	3:21.077
37	15.850	2:07.977	37	17.670	2:07.175	37	19.831	2:07.817	5	26.899	2:07.697	5	6.623	3:16.315
5	25.491	2:06.266	5	26.242	2:06.107	5	26.392	2:05.806	991	29.403	2:07.402	991	7.545	3:14.734
991	27.137	2:07.476	991	28.420	2:06.638	991	29.190	2:06.426	8	38.416	2:10.617	8	8.544	3:06.719
8	30.014	2:08.285	8	32.477	2:07.818	8	34.988	2:08.167	777	49.080	2:17.618	777	9.372	2:56.883
777	32.049	2:08.744	777	35.431	2:08.737	777	38.652	2:08.877	18	50.455	2:18.399	18	10.414	2:56.550
18	34.001	2:08.167	18	35.715	2:07.070	18	39.245	2:09.186	33	51.388	2:16.851	33	11.342	2:56.546
72	1 Lap	2:22.265	33	41.113	2:06.368	33	41.727	2:06.270	47	52.595	2:15.252	47	12.146	2:56.142
33	40.099	2:06.280	47	43.531	2:07.000	47	44.532	2:06.658	72	1 Lap	2:24.416	72	1 Lap	2:24.193
47	41.885	2:06.818	72	1 Lap	2:20.782	72	1 Lap	2:20.477	77	1 Lap	2:23.857	77	1 Lap	2:22.528
77	1 Lap	2:21.947	77	1 Lap	2:20.263	77	1 Lap	2:20.676	666	1 Lap	2:21.978	666	1 Lap	2:22.070
45	51.017	2:15.187 P	666	1 Lap	2:18.135	666	1 Lap	2:17.505	390	1:35.207	2:20.791	390	20.971	2:22.356
666	1 Lap	2:17.786	390	1:14.444	2:18.285	390	1:21.605	2:12.816	45	1:35.667	2:18.383	45	21.341	2:22.265
17	1 Lap	2:20.191	51	1:15.299	2:18.158	51	1:24.202	2:14.559	51	1:36.985	2:19.973	51	23.026	2:22.632
11	1 Lap	2:20.639	17	1 Lap	2:22.222	45	1:24.474	2:11.426	11	1 Lap	2:20.742	11	1 Lap	2:21.282
390	1:01.515	2:14.207	11	1 Lap	2:21.902	11	1 Lap	2:23.297	17	1 Lap	2:21.054	17	1 Lap	2:22.936
51	1:02.496	2:14.665	45	1:18.704	2:33.042	17	1 Lap	2:24.895	81	1 Lap	2:24.590	81	1 Lap	2:19.557
81	1 Lap	2:19.716	81	1 Lap	2:20.410	81	1 Lap	2:20.750	82	1 Lap	2:27.295	82	1 Lap	2:23.756
82	1 Lap	2:22.140	82	1 Lap	2:22.527	82	1 Lap	2:22.132	SC	14 Laps	16:11.209	SC	14 Laps	3:20.679 P

Weather / Track : Sunny / Dry

Blancpain GT Series Asia 2018

RACE 2 - LAP CHART

LAP 21 @ 11:46:11.840			LAP 22 @ 11:48:17.184			LAP 23 @ 11:50:22.257			LAP 24 @ 11:52:27.499			LAP 25 @ 11:54:33.139		
NO	BEHIND	LAP TIME	NO	BEHIND	LAP TIME	NO	BEHIND	LAP TIME	NO	BEHIND	LAP TIME	NO	BEHIND	LAP TIME
19		3:21.657	19		2:05.343	19		2:05.073	19		2:05.241	19		2:05.639
63	1.306	3:22.127	23	1.864	2:05.844	23	2.106	2:05.314	23	2.141	2:05.277	23	1.948	2:05.447
23	1.363	3:21.258	999	3.189	2:07.005	999	3.839	2:05.723	999	3.811	2:05.213	999	3.448	2:05.277
999	1.528	3:20.593	63	4.194	2:08.231	63	5.762	2:06.641	63	6.860	2:06.340	63	7.818	2:06.598
888	2.305	3:20.504	911	5.055	2:07.733	911	6.511	2:06.529	911	7.743	2:06.474	911	8.707	2:06.603
911	2.665	3:20.326	888	6.174	2:09.213	888	7.720	2:06.618	888	8.805	2:06.327	888	9.583	2:06.418
27	3.056	3:25.161 P	86	6.295	2:08.173	86	8.410	2:07.187	86	10.512	2:07.344	86	12.141	2:07.268
86	3.466	3:20.523	97	7.376	2:08.798	97	9.554	2:07.250	37	14.394	2:09.738	37	17.862	2:09.107
97	3.921	3:20.294	37	7.766	2:08.764	37	9.898	2:07.205	991	14.915	2:09.560	5	18.157	2:08.629
37	4.345	3:20.236	991	8.449	2:08.911	991	10.596	2:07.220	5	15.167	2:09.285	991	19.261	2:09.986
5	4.612	3:20.093	5	8.899	2:09.631	5	11.123	2:07.296	33	16.458	2:07.589	33	19.625	2:08.807
991	4.881	3:19.440	8	9.762	2:09.464	8	12.481	2:07.792	8	17.303	2:10.064	8	20.404	2:08.740
8	5.641	3:19.201	777	10.653	2:09.595	33	14.110	2:08.134	777	21.860	2:10.386	777	27.456	2:11.235
777	6.401	3:19.133	33	11.048	2:08.159	777	16.716	2:11.136	47	22.096	2:10.189	47	28.339	2:11.883
18	7.353	3:19.043	18	12.368	2:10.358	47	17.148	2:09.491	18	22.570	2:10.415	18	30.764	2:13.834
33	8.232	3:18.994	47	12.729	2:09.122	18	17.396	2:10.100	97	32.623	2:28.311	97	34.930	2:07.947
47	8.951	3:18.909	45	24.362	2:15.538	45	30.402	2:11.113	27	32.916	2:06.018	27	35.485	2:08.209
72	1 Lap	3:17.882	666	1 Lap	2:19.269	27	32.139	2:08.801	45	39.122	2:13.961	45	45.328	2:11.846
77	1 Lap	3:17.981	390	26.173	2:17.739	390	35.276	2:14.176	390	44.426	2:14.391	390	54.251	2:15.464
666	1 Lap	3:14.152	51	27.546	2:17.433	51	38.924	2:16.451	51	47.308	2:13.625	51	56.601	2:14.932
390	13.778	3:14.911	72	1 Lap	2:22.810	666	1 Lap	2:19.107	666	1 Lap	2:18.993	666	1 Lap	2:19.510
45	14.168	3:14.930	27	28.410	2:30.698	72	1 Lap	2:19.926	72	1 Lap	2:19.864	72	1 Lap	2:21.096
51	15.457	3:14.535	77	1 Lap	2:22.356	77	1 Lap	2:20.049	77	1 Lap	2:20.097	77	1 Lap	2:20.834
11	1 Lap	3:05.335	11	1 Lap	2:21.180	11	1 Lap	2:20.278	11	1 Lap	2:22.340	81	1 Lap	2:22.281
17	1 Lap	3:04.014	17	1 Lap	2:20.578	81	1 Lap	2:19.953	81	1 Lap	2:21.229	17	1 Lap	2:22.488
81	1 Lap	3:02.087	81	1 Lap	2:20.786	17	1 Lap	2:21.419	17	1 Lap	2:20.833	11	1 Lap	2:23.252
82	1 Lap	2:45.733	82	1 Lap	2:21.385	82	1 Lap	2:20.642	82	1 Lap	2:20.459	82	1 Lap	2:21.170

Weather / Track : Sunny / Dry

Suzuka

Circuit Length = 5.807 km

Start: 10:53 Flag 11:54 End: 12:01

Blancpain GT Series Asia 2018

RACE 2 - POSITION CHART

No	Name	Lap																									
		Pos	1	2	3	4	5	6	7	8	9	10	11	12	13	14	15	16	17	18	19	20	21	22	23	24	25
27	HubAuto Corsa	1	27	27	27	27	27	27	27	27	27	27	27	27	27	27	27	27	27	27	27	27	27	27	27	27	27
28	HubAuto Corsa	2	28	28	28	28	28	28	28	28	888	888	888	18	888	888	888	888	19	19	19	19	63	23	23	23	23
888	GruppeM Racing Team	3	888	888	888	888	888	888	888	888	63	63	63	45	63	19	19	19	888	63	63	63	23	999	999	999	999
63	FFF Racing Team by A	4	63	63	63	63	63	63	63	63	19	19	19	51	999	63	63	63	63	23	23	23	999	63	63	63	63
19	FFF Racing Team by A	5	19	19	19	19	19	19	19	19	999	999	999	27	19	999	999	999	999	999	999	999	999	999	999	999	999
999	GruppeM Racing Team	6	999	999	999	999	999	999	999	999	911	911	777	888	97	97	23	23	23	888	888	888	911	888	888	888	888
7	Absolute Racing	7	911	911	911	911	911	911	911	911	777	777	911	63	23	23	97	97	911	911	911	911	27	86	86	86	86
18	KCMG	8	5	5	5	5	5	5	5	777	390	390	18	999	911	911	911	911	97	97	86	86	86	97	97	37	37
37	Absolute Racing	9	777	777	777	777	777	777	777	390	18	18	390	19	86	86	86	86	86	3	97	97	97	37	37	991	5
911	Craft Bamboo Racing	10	390	390	390	390	390	390	390	18	97	97	97	97	37	37	37	3	3	86	37	37	37	991	991	5	991
777	CarGuy Racing	11	97	97	97	97	97	97	97	5	23	23	23	23	3	3	3	37	37	37	5	5	5	5	5	33	33
3	Absolute Racing	12	18	18	18	18	18	18	18	97	37	37	37	911	991	991	5	5	5	5	991	991	991	8	8	8	8
97	Indigo Racing	13	23	23	23	23	23	23	23	23	86	86	86	86	5	5	991	991	991	991	8	8	8	777	33	777	777
5	Phoenix Racing Asia	14	991	991	991	991	86	86	37	37	3	3	45	37	8	8	8	8	8	8	777	777	777	33	777	47	47
23	KCMG	15	86	86	86	86	8	37	86	86	47	47	3	3	777	777	777	777	777	777	18	18	18	18	47	18	18
33	Porsche Team EBI	16	8	8	8	8	3	8	3	3	45	45	47	991	45	18	18	18	18	18	33	33	33	47	18	97	97
390	Kizashi x Saccess Raci	17	3	3	3	3	37	3	47	47	991	991	51	5	18	45	33	33	33	33	47	47	47	45	27	27	27
45	KCMG	18	47	47	47	37	991	47	45	45	33	33	33	72	390	33	47	47	47	47	390	390	390	390	27	45	45
991	Craft Bamboo Racing	19	37	37	37	47	47	45	991	991	51	51	991	77	51	47	45	45	390	390	45	45	45	51	390	390	390
86	OD Racing Team WRT	20	51	51	51	51	45	991	51	51	8	8	8	8	47	390	390	390	51	51	51	51	51	27	51	51	51
47	D'station Racing	21	45	45	45	45	51	51	33	33	5	5	5	390	33	51	51	51	45	45	72	72	666	666	666	666	
8	ARN Racing	22	33	33	33	33	33	8	8	8	81	72	72	47	72	72	72	72	72	72	77	77	72	72	72	72	72
51	AMAC Motorsport	23	81	81	81	81	81	81	81	81	72	77	77	33	77	77	77	77	77	77	77	666	666	77	77	77	77
81	BMW Team Studie	24	666	666	666	666	72	72	72	72	666	81	82	17	17	666	666	666	666	666	666	11	11	11	11	11	81
666	GruppeM Racing Team	25	72	72	72	72	666	666	666	666	77	82	17	11	11	17	17	17	17	11	11	17	17	81	81	17	17
72	Team iRaceWin	26	77	77	77	77	77	77	77	77	82	666	11	666	666	11	11	11	17	17	17	81	81	17	17	17	17
77	Craft Bamboo Racing	27	82	82	82	82	82	82	82	82	17	17	666	82	81	81	81	81	81	81	81	82	82	82	82	82	82
82	BMW Team Studie	28	17	17	17	17	17	17	17	17	11	11	81	81	82	82	82	82	82	82	82	82	82	82	82	82	82
17	Taiwan Top Speed Rac	29	11	11	11	11	11	11	11	11																	
11	TTR Team SARD	30	12	12	12	12	12	12	12	12																	
12	Clearwater Racing	31	SC	SC	SC	SC	SC	SC	SC																		

Weather / Track : Sunny / Dry

Suzuka
Circuit Length = 5.807 km
Start: 10:53 Flag 11:54 End: 12:01

Results can be found at www.tsl-timing.com

Printed - 12:05 Sunday, 01 July 2018

Blancpain GT Series Asia 2018

RACE 2 - BEST SPEEDS

POS	NO	NAME	VMAX	KPH
1	18	KCMG		247.0
2	45	KCMG		246.2
3	911	Craft Bamboo Racing		246.0
4	19	FFF Racing Team by ACM		245.9
5	63	FFF Racing Team by ACM		245.5
6	37	Absolute Racing		245.5
7	23	KCMG		244.8
8	991	Craft Bamboo Racing		244.8
9	390	Kizashi x Saccess Racing		244.1
10	3	Absolute Racing		244.1
11	777	CarGuy Racing		243.9
12	5	Phoenix Racing Asia		243.4
13	86	OD Racing Team WRT		243.2
14	999	GruppeM Racing Team		242.8
15	8	ARN Racing		242.7
16	27	HubAuto Corsa		242.6
17	888	GruppeM Racing Team		241.9
18	47	D'station Racing		241.6
19	28	HubAuto Corsa		241.3
20	97	Indigo Racing		241.1
21	33	Porsche Team EBI		241.0
22	51	AMAC Motorsport		239.9
23	82	BMW Team Studie		225.8
24	72	Team iRaceWin		225.6
25	11	TTR Team SARD		224.3
26	17	Taiwan Top Speed Racing Team		224.1
27	81	BMW Team Studie		223.9
28	666	GruppeM Racing Team		223.7
29	77	Craft Bamboo Racing		223.6
30	12	Clearwater Racing		218.0
31				

Weather / Track : Sunny / Dry

Results can be found at www.tsl-timing.com

Suzuka
Circuit Length = 5.807 km
Start: 10:53 Flag 11:54 End: 12:01

Printed - 12:02 Sunday, 01 July 2018

Blancpain GT Series Asia 2018

RACE 2 - BEST SECTORS

SECTOR 1			SECTOR 2			SECTOR 3			IDEAL / BEST COMPARISON						
POS	NO	NAME	TIME	NO	NAME	TIME	NO	NAME	TIME	POS	NO	NAME	IDEAL	BEST	DIFF
												PERFECT LAP	2:03.372		
1	27	HubAuto Corsa	55.940	19	FFF Racing Team b	45.105	28	HubAuto Corsa	22.327	1	27	HubAuto Corsa	2:03.620	2:03.776	0.156
2	888	GruppeM Racing Te	56.091	888	GruppeM Racing Te	45.259	27	HubAuto Corsa	22.332	2	888	GruppeM Racing Te	2:03.847	2:03.847	0.000
3	28	HubAuto Corsa	56.182	63	FFF Racing Team b	45.314	888	GruppeM Racing Te	22.496	3	19	FFF Racing Team by	2:04.019	2:04.599	0.580
4	19	FFF Racing Team b	56.236	27	HubAuto Corsa	45.348	23	KCMG	22.548	4	28	HubAuto Corsa	2:04.029	2:04.181	0.152
5	3	Absolute Racing	56.250	23	KCMG	45.483	63	FFF Racing Team b	22.672	5	63	FFF Racing Team by	2:04.281	2:04.292	0.011
6	63	FFF Racing Team b	56.293	28	HubAuto Corsa	45.519	19	FFF Racing Team b	22.677	6	23	KCMG	2:04.562	2:04.599	0.037
7	37	Absolute Racing	56.330	3	Absolute Racing	45.529	999	GruppeM Racing Te	22.729	7	3	Absolute Racing	2:04.631	2:04.685	0.054
8	911	Craft Bamboo Racin	56.389	999	GruppeM Racing Te	45.531	37	Absolute Racing	22.756	8	999	GruppeM Racing Te	2:04.652	2:04.732	0.080
9	999	GruppeM Racing Te	56.391	18	KCMG	45.615	5	Phoenix Racing Asi	22.796	9	37	Absolute Racing	2:04.782	2:04.782	0.000
10	23	KCMG	56.530	37	Absolute Racing	45.696	3	Absolute Racing	22.850	10	911	Craft Bamboo Racing	2:05.309	2:05.554	0.245
11	5	Phoenix Racing Asi	56.674	390	Kizashi x Saccess R	45.780	97	Indigo Racing	22.860	11	5	Phoenix Racing Asia	2:05.391	2:05.806	0.414
12	18	KCMG	56.791	97	Indigo Racing	45.834	911	Craft Bamboo Racin	22.959	12	18	KCMG	2:05.556	2:05.655	0.099
13	390	Kizashi x Saccess R	56.801	777	CarGuy Racing	45.839	33	Porsche Team EBI	23.042	13	97	Indigo Racing	2:05.603	2:05.733	0.130
14	777	CarGuy Racing	56.814	5	Phoenix Racing Asi	45.920	86	OD Racing Team W	23.093	14	777	CarGuy Racing	2:05.778	2:05.791	0.013
15	33	Porsche Team EBI	56.898	47	D'station Racing	45.943	991	Craft Bamboo Racin	23.112	15	390	Kizashi x Saccess Ra	2:05.821	2:05.890	0.069
16	97	Indigo Racing	56.908	911	Craft Bamboo Racin	45.961	777	CarGuy Racing	23.124	16	33	Porsche Team EBI	2:06.028	2:06.270	0.242
17	47	D'station Racing	57.011	45	KCMG	45.985	18	KCMG	23.149	17	47	D'station Racing	2:06.231	2:06.658	0.426
18	991	Craft Bamboo Racin	57.065	8	ARN Racing	46.054	45	KCMG	23.200	18	991	Craft Bamboo Racing	2:06.272	2:06.426	0.154
19	8	ARN Racing	57.233	33	Porsche Team EBI	46.087	8	ARN Racing	23.208	19	86	OD Racing Team WR	2:06.457	2:06.844	0.387
20	86	OD Racing Team W	57.269	991	Craft Bamboo Racin	46.094	390	Kizashi x Saccess R	23.239	20	45	KCMG	2:06.465	2:06.867	0.402
21	45	KCMG	57.279	86	OD Racing Team W	46.094	47	D'station Racing	23.276	21	8	ARN Racing	2:06.495	2:07.470	0.974
22	51	AMAC Motorsport	57.767	51	AMAC Motorsport	46.373	51	AMAC Motorsport	23.678	22	51	AMAC Motorsport	2:07.819	2:08.331	0.511
23	666	GruppeM Racing Te	1:01.489	82	BMW Team Studie	50.026	72	Team iRaceWin	24.783	23	72	Team iRaceWin	2:16.558	2:17.333	0.775
24	72	Team iRaceWin	1:01.700	72	Team iRaceWin	50.074	666	GruppeM Racing Te	25.028	24	666	GruppeM Racing Te	2:16.771	2:17.116	0.345
25	81	BMW Team Studie	1:02.022	81	BMW Team Studie	50.104	81	BMW Team Studie	25.193	25	81	BMW Team Studie	2:17.319	2:17.578	0.259
26	77	Craft Bamboo Racin	1:02.323	666	GruppeM Racing Te	50.253	77	Craft Bamboo Racin	25.341	26	77	Craft Bamboo Racing	2:18.384	2:18.762	0.378
27	17	Taiwan Top Speed I	1:02.693	11	TTR Team SARD	50.472	11	TTR Team SARD	25.429	27	82	BMW Team Studie	2:18.513	2:18.698	0.184
28	82	BMW Team Studie	1:02.902	17	Taiwan Top Speed I	50.501	82	BMW Team Studie	25.584	28	17	Taiwan Top Speed R	2:18.797	2:19.530	0.733
29	11	TTR Team SARD	1:02.904	77	Craft Bamboo Racin	50.718	17	Taiwan Top Speed I	25.602	29	11	TTR Team SARD	2:18.806	2:19.600	0.794
30	12	Clearwater Racing	1:05.698	12	Clearwater Racing	52.049	12	Clearwater Racing	26.556	30	12	Clearwater Racing	2:24.305	2:25.333	1.028

31

Weather / Track : Sunny / Dry

Suzuka

Circuit Length = 5.807 km

Start: 10:53 Flag 11:54 End: 12:01

Results can be found at www.tsl-timing.com

Printed - 12:01 Sunday, 01 July 2018

Blancpain GT Series Asia 2018

RACE 2 - DRIVER STATISTICS

POS	NO	CL	PIC	TEAM / DRIVERS	CAR	LAPS	RACE TIME	%	BEST	ON	KPH
1	19	GT3S	1	FFF Racing Team by ACM (CHN)	Lamborghini Huracan GT3	25	1:01:09.361				
						14	33:17.350	54.43	2:04.599	15	167.77
						11	27:52.011	45.57	2:04.664	6	167.69
2	23	GT3S	2	KCMG (HKG)	Nissan GT-R NISMO GT3	25	1:01:11.310				
						14	33:10.723	54.22	2:04.599	16	167.77
						11	28:00.587	45.78	2:06.053	6	165.84
3	999	GT3S	3	GruppeM Racing Team (HKG)	Mercedes-AMG GT3	25	1:01:12.810				
						14	33:25.447	54.60	2:05.213	24	166.95
						11	27:47.363	45.40	2:04.732	5	167.60
4	63	GT3PA	1	FFF Racing Team by ACM (CHN)	Lamborghini Huracan GT3	25	1:01:17.180				
						14	33:31.041	54.69	2:05.799	17	166.17
						11	27:46.139	45.31	2:04.292	5	168.19
5	911	GT3S	4	Craft Bamboo Racing (HKG)	Porsche 991 GT3R	25	1:01:18.068				
						14	33:16.370	54.28	2:05.921	18	166.01
						11	28:01.698	45.72	2:05.554	5	166.50
6	888	GT3PA	2	GruppeM Racing Team (HKG)	Mercedes-AMG GT3	25	1:01:18.945				
						14	33:34.983	54.77	2:05.146	15	167.04
						11	27:43.962	45.23	2:03.847	5	168.79
7	86	GT3S	5	OD Racing Team WRT (MYS)	Audi R8 LMS GT3	25	1:01:21.502				
						14	33:18.199	54.28	2:06.844	16	164.80
						11	28:03.303	45.72	2:07.266	6	164.26
8	37	GT3PA	3	Absolute Racing (HKG)	Audi R8 LMS GT3	25	1:01:27.223				
						14	33:21.792	54.29	2:07.175	17	164.38
						11	28:05.431	45.71	2:04.782	8	167.53
9	5	GT3S	6	Phoenix Racing Asia (HKG)	Audi R8 LMS GT3	25	1:01:27.518				
						14	32:42.185	53.21	2:05.806	18	166.16
						11	28:20.179	46.11	2:05.843	6	166.12
10	991	GT3S	7	Craft Bamboo Racing (HKG)	Porsche 991 GT3R	25	1:01:28.622				
						14	32:45.058	53.27	2:06.426	18	165.35
						11	28:43.564	46.73	2:08.423	7	162.78
11	33	GT3S	8	Porsche Team EBI (JPN)	Porsche 991 GT3 R	25	1:01:28.986				
						14	32:01.332	52.08	2:06.270	18	165.55
						11	29:27.654	47.92	2:08.298	4	162.94
12	8	GT3AM	1	ARN Racing (JPN)	Ferrari 488 GT3	25	1:01:29.765				
						14	32:42.094	53.18	2:07.470	15	164.00
						11	28:47.671	46.82	2:07.487	8	163.97
13	777	GT3PA	4	CarGuy Racing (JPN)	Lamborghini Huracan GT3	25	1:01:36.817				
						13	30:22.908	49.31	2:08.376	15	162.84
						12	31:13.909	50.69	2:05.791	6	166.18
14	47	GT3PA	5	D'station Racing (JPN)	Porsche 991 GT3 R	25	1:01:37.700				
						14	32:19.078	52.44	2:06.658	18	165.05
						11	29:18.622	47.56	2:06.922	8	164.70
15	18	GT3PA	6	KCMG (HKG)	Nissan GT-R NISMO GT3	25	1:01:40.125				
						13	30:24.615	49.31	2:07.070	17	164.51
						12	31:15.510	50.69	2:05.655	7	166.36
16	97	GT3PA	7	Indigo Racing (KOR)	Mercedes-AMG GT3	25	1:01:44.291				
						14	33:45.578	54.68	2:06.303	16	165.51
						11	27:58.713	45.32	2:05.733	7	166.26
17	27	GT3S	9	HubAuto Corsa (TPE)	Ferrari 488 GT3	25	1:01:44.847				
						14	33:34.326	54.37	2:04.992	15	167.25
						11	27:43.432	44.90	2:03.776	5	168.89
18	45	GT3AM	2	KCMG (HKG)	Audi R8 LMS GT3	25	1:01:54.690				
						13	30:14.773	48.85	2:11.113	23	159.44
						12	31:14.689	50.47	2:06.867	6	164.77
19	390	GT3PA	8	Kizashi x Saccess Racing (JPN)	Lamborghini Huracan GT3	25	1:02:03.612				
						14	33:08.040	53.39	2:12.816	18	157.39
						11	28:55.572	46.61	2:05.890	5	166.05

Suzuka

Circuit Length = 5.807 km

Start: 10:53 Flag 11:54 End: 12:01

Weather / Track : Sunny / Dry

Blancpain GT Series Asia 2018

RACE 2 - DRIVER STATISTICS

POS	NO	CL	PIC	TEAM / DRIVERS	CAR	LAPS	RACE TIME	%	BEST	ON	KPH
20	51	GT3AM	3	AMAC Motorsport (AUS)	Lamborghini Huracan GT3	25	1:02:05.962				
				Andrew MACPHERSON (AUS)		13	30:38.824	49.35	2:13.625	24	156.44
				William PORTER (AUS)		12	31:27.138	50.65	2:08.331	6	162.89
21	666	GT4AM	1	GruppeM Racing Team (HKG)	Mercedes-AMG GT4	24	1:02:16.711				
				Ryuichirou OHTSUKA (JPN)		14	33:55.626	54.48	2:17.505	17	152.03
				Reinhold RENGGER (DEU)		10	28:21.085	45.52	2:17.116	4	152.46
22	72	GT4AM	2	Team iRaceWin (TPE)	Mercedes-AMG GT4	24	1:02:22.628				
				Ringo CHONG (SGP)		12	29:16.373	46.93	2:19.864	23	149.46
				Gilles VANNELET (FRA)		12	33:06.255	53.07	2:17.333	4	152.22
23	77	GT4AM	3	Craft Bamboo Racing (HKG)	Mercedes-AMG GT4	24	1:02:23.047				
				Frank YU (HKG)		12	29:15.070	46.89	2:20.049	22	149.27
				Jean Marc MERLIN (FRA)		12	33:07.977	53.11	2:18.762	4	150.65
24	81	GT4AM	4	BMW Team Studie (JPN)	BMW M4 GT4	24	1:02:31.266				
				Takayuki KINOSHITA (JPN)		14	34:08.555	54.61	2:19.557	19	149.79
				Sunako JUKUCHOU (JPN)		10	28:22.711	45.39	2:17.578	4	151.95
25	17	GT4AM	5	Taiwan Top Speed Racing Team (TWN)	Porsche Cayman GT4 Clubsport MR	24	1:02:31.855				
				George CHOU (TPE)		14	34:21.714	54.95	2:20.191	15	149.11
				Keo CHANG (TPE)		10	28:10.141	45.05	2:19.530	7	149.82
26	11	GT4AM	6	TTR Team SARD (HKG)	Porsche Cayman GT4 Clubsport MR	24	1:02:32.053				
				Brian LEE (TPE)		14	34:16.540	54.81	2:20.278	22	149.02
				Tony FONG (HKG)		10	28:15.513	45.19	2:19.600	5	149.75
27	82	GT4AM	7	BMW Team Studie (JPN)	BMW M4 GT4	24	1:02:32.261				
				Ken URATA (JPN)		13	31:42.325	50.70	2:20.459	23	148.83
				Max CHEN (TPE)		11	30:49.936	49.30	2:18.698	4	150.72
28	3	GT3S	10	Absolute Racing (HKG)	Audi R8 LMS GT3	18	43:57.687				
				Martin RUMP (EST)		7	15:38.841	35.59	2:04.685	16	167.66
				Franky CHENG (CHN)		11	28:18.846	64.41	2:06.784	8	164.88
29	28	GT3PA	9	HubAuto Corsa (TPE)	Ferrari 488 GT3	8	19:34.062				
				Morris CHEN (TPE)		0	0.000	0.00		0	
				Tim SLADE (AUS)		8	19:34.062	100.00	2:04.181	5	168.34
30	12	GT4AM	8	Clearwater Racing (SGP)	McLaren 570S GT4	7	19:12.327				
				Richard WEE (SGP)		0	0.000	0.00		0	
				Daniel AU (SGP)		7	19:12.327	100.00	2:25.333	5	143.84
31	7	GT3PA	10	Absolute Racing (HKG)	Audi R8 LMS GT3	0					
				Andrew KIM (KOR)		0	0.000	0.00		0	
				Adderly FONG (HKG)		0	0.000	0.00		0	

Weather / Track : Sunny / Dry

Suzuka
Circuit Length = 5.807 km
Start: 10:53 Flag 11:54 End: 12:01

Blancpain GT Series Asia 2018

RACE 2 - PIT STOP ANALYSIS

P1	19 GT3S	FFF Racing Team by ACM	Lamborghini Huracan GT3				
D1: Dennis LIND		Total Stint: 14 Laps - 33:17.350 (54.43%)	Best Lap: 2:04.599 On Lap 15 @ 167.77 kph				
D2: Martin KODRIC		Total Stint: 11 Laps - 27:52.011 (45.57%)	Best Lap: 2:04.664 On Lap 6 @ 167.69 kph				
STOP	IN TIME	DRIVER IN	STINT TIME	STOP TIME	TOTAL STOP TIME	OUT TIME	DRIVER OUT
1 -	11:19:38.572	Martin KODRIC	26:14.794	1:37.217	1:37.217	11:21:15.789	Dennis LIND
-	Finish	Dennis LIND	33:17.350				
P2	23 GT3S	KCMG	Nissan GT-R NISMO GT3				
D1: Edoardo LIBERATI		Total Stint: 14 Laps - 33:10.723 (54.22%)	Best Lap: 2:04.599 On Lap 16 @ 167.77 kph				
D2: Florian STRAUSS		Total Stint: 11 Laps - 28:00.587 (45.78%)	Best Lap: 2:06.053 On Lap 6 @ 165.84 kph				
STOP	IN TIME	DRIVER IN	STINT TIME	STOP TIME	TOTAL STOP TIME	OUT TIME	DRIVER OUT
1 -	11:19:51.928	Florian STRAUSS	26:28.150	1:32.437	1:32.437	11:21:24.365	Edoardo LIBERATI
-	Finish	Edoardo LIBERATI	33:10.723				
P3	999 GT3S	GruppeM Racing Team	Mercedes-AMG GT3				
D1: Markus POMMER		Total Stint: 14 Laps - 33:25.447 (54.6%)	Best Lap: 2:05.213 On Lap 24 @ 166.95 kph				
D2: Patric NIEDERHAUSER		Total Stint: 11 Laps - 27:47.363 (45.4%)	Best Lap: 2:04.732 On Lap 5 @ 167.60 kph				
STOP	IN TIME	DRIVER IN	STINT TIME	STOP TIME	TOTAL STOP TIME	OUT TIME	DRIVER OUT
1 -	11:19:39.525	Patric NIEDERHAUSER	26:15.747	1:31.616	1:31.616	11:21:11.141	Markus POMMER
-	Finish	Markus POMMER	33:25.447				
P4	63 GT3PA	FFF Racing Team by ACM	Lamborghini Huracan GT3				
D1: Hiroshi HAMAGUCHI		Total Stint: 14 Laps - 33:31.041 (54.69%)	Best Lap: 2:05.799 On Lap 17 @ 166.17 kph				
D2: Marco MAPELLI		Total Stint: 11 Laps - 27:46.139 (45.31%)	Best Lap: 2:04.292 On Lap 5 @ 168.19 kph				
STOP	IN TIME	DRIVER IN	STINT TIME	STOP TIME	TOTAL STOP TIME	OUT TIME	DRIVER OUT
1 -	11:19:37.341	Marco MAPELLI	26:13.563	1:32.576	1:32.576	11:21:09.917	Hiroshi HAMAGUCHI
-	Finish	Hiroshi HAMAGUCHI	33:31.041				
P5	911 GT3S	Craft Bamboo Racing	Porsche 991 GT3R				
D1: Shae DAVIES		Total Stint: 14 Laps - 33:16.370 (54.28%)	Best Lap: 2:05.921 On Lap 18 @ 166.01 kph				
D2: Sandy STUVIK		Total Stint: 11 Laps - 28:01.698 (45.72%)	Best Lap: 2:05.554 On Lap 5 @ 166.50 kph				
STOP	IN TIME	DRIVER IN	STINT TIME	STOP TIME	TOTAL STOP TIME	OUT TIME	DRIVER OUT
1 -	11:19:42.552	Sandy STUVIK	26:18.774	1:42.924	1:42.924	11:21:25.476	Shae DAVIES
-	Finish	Shae DAVIES	33:16.370				
P6	888 GT3PA	GruppeM Racing Team	Mercedes-AMG GT3				
D1: Alexander MATTSCHULL		Total Stint: 14 Laps - 33:34.983 (54.77%)	Best Lap: 2:05.146 On Lap 15 @ 167.04 kph				
D2: Raffaele MARCIELLO		Total Stint: 11 Laps - 27:43.962 (45.23%)	Best Lap: 2:03.847 On Lap 5 @ 168.79 kph				
STOP	IN TIME	DRIVER IN	STINT TIME	STOP TIME	TOTAL STOP TIME	OUT TIME	DRIVER OUT
1 -	11:19:36.672	Raffaele MARCIELLO	26:12.894	1:31.068	1:31.068	11:21:07.740	Alexander MATTSCHULL
-	Finish	Alexander MATTSCHULL	33:34.983				
P7	86 GT3S	OD Racing Team WRT	Audi R8 LMS GT3				
D1: Aditya PATEL		Total Stint: 14 Laps - 33:18.199 (54.28%)	Best Lap: 2:06.844 On Lap 16 @ 164.80 kph				
D2: Mitchell GILBERT		Total Stint: 11 Laps - 28:03.303 (45.72%)	Best Lap: 2:07.266 On Lap 6 @ 164.26 kph				
STOP	IN TIME	DRIVER IN	STINT TIME	STOP TIME	TOTAL STOP TIME	OUT TIME	DRIVER OUT
1 -	11:19:55.933	Mitchell GILBERT	26:32.155	1:31.148	1:31.148	11:21:27.081	Aditya PATEL
-	Finish	Aditya PATEL	33:18.199				
P8	37 GT3PA	Absolute Racing	Audi R8 LMS GT3				
D1: Anthony LIU		Total Stint: 14 Laps - 33:21.792 (54.29%)	Best Lap: 2:07.175 On Lap 17 @ 164.38 kph				
D2: Josh BURDON		Total Stint: 11 Laps - 28:05.431 (45.71%)	Best Lap: 2:04.782 On Lap 8 @ 167.53 kph				
STOP	IN TIME	DRIVER IN	STINT TIME	STOP TIME	TOTAL STOP TIME	OUT TIME	DRIVER OUT
1 -	11:19:53.403	Josh BURDON	26:29.625	1:35.806	1:35.806	11:21:29.209	Anthony LIU
-	Finish	Anthony LIU	33:21.792				
P9	5 GT3S	Phoenix Racing Asia	Audi R8 LMS GT3				
D1: Shaun THONG		Total Stint: 14 Laps - 32:42.185 (53.21%)	Best Lap: 2:05.806 On Lap 18 @ 166.16 kph				
D2: Alex YOONG		Total Stint: 11 Laps - 28:20.179 (46.11%)	Best Lap: 2:05.843 On Lap 6 @ 166.12 kph				
STOP	IN TIME	DRIVER IN	STINT TIME	STOP TIME	TOTAL STOP TIME	OUT TIME	DRIVER OUT
1 -	11:13:09.207	Alex YOONG	19:45.429	25.154	25.154	11:13:34.361	Alex YOONG

Weather / Track : Sunny / Dry

Suzuka
Circuit Length = 5.807 km
Start: 10:53 Flag 11:54 End: 12:01

Blancpain GT Series Asia 2018

RACE 2 - PIT STOP ANALYSIS

2 - 11:20:38.303 Alex YOONG 7:03.942 1:30.808 1:55.962 11:22:09.111 Shaun THONG
 - Finish Shaun THONG 32:42.185

P10	991 GT3S	Craft Bamboo Racing						Porsche 991 GT3R
D1: Aidan READ	Total Stint: 14 Laps - 32:45.058 (53.27%)							Best Lap: 2:06.426 On Lap 18 @ 165.35 kph
D2: Darryl O'YOUNG	Total Stint: 11 Laps - 28:43.564 (46.73%)							Best Lap: 2:08.423 On Lap 7 @ 162.78 kph
STOP	IN TIME	DRIVER IN	STINT TIME	STOP TIME	TOTAL STOP TIME	OUT TIME	DRIVER OUT	

1 - 11:20:36.341 Darryl O'YOUNG 27:12.563 1:31.001 1:31.001 11:22:07.342 Aidan READ
 - Finish Aidan READ 32:45.058

P11	33 GT3S	Porsche Team EBI						Porsche 991 GT3 R
D1: Tetsuya YAMANO	Total Stint: 14 Laps - 32:01.332 (52.08%)							Best Lap: 2:06.270 On Lap 18 @ 165.55 kph
D2: Naoya YAMANO	Total Stint: 11 Laps - 29:27.654 (47.92%)							Best Lap: 2:08.298 On Lap 4 @ 162.94 kph
STOP	IN TIME	DRIVER IN	STINT TIME	STOP TIME	TOTAL STOP TIME	OUT TIME	DRIVER OUT	

1 - 11:20:35.113 Naoya YAMANO 27:11.335 2:16.319 2:16.319 11:22:51.432 Tetsuya YAMANO
 - Finish Tetsuya YAMANO 32:01.332

P12	8 GT3AM	ARN Racing						Ferrari 488 GT3
D1: Hideki NAGAI	Total Stint: 14 Laps - 32:42.094 (53.18%)							Best Lap: 2:07.470 On Lap 15 @ 164.00 kph
D2: Shinji TAKEI	Total Stint: 11 Laps - 28:47.671 (46.82%)							Best Lap: 2:07.487 On Lap 8 @ 163.97 kph
STOP	IN TIME	DRIVER IN	STINT TIME	STOP TIME	TOTAL STOP TIME	OUT TIME	DRIVER OUT	

1 - 11:20:37.681 Shinji TAKEI 27:13.903 1:33.768 1:33.768 11:22:11.449 Hideki NAGAI
 - Finish Hideki NAGAI 32:42.094

P13	777 GT3PA	CarGuy Racing						Lamborghini Huracan GT3
D1: Takeshi KIMURA	Total Stint: 13 Laps - 30:22.908 (49.31%)							Best Lap: 2:08.376 On Lap 15 @ 162.84 kph
D2: Kei COZZOLINO	Total Stint: 12 Laps - 31:13.909 (50.69%)							Best Lap: 2:05.791 On Lap 6 @ 166.18 kph
STOP	IN TIME	DRIVER IN	STINT TIME	STOP TIME	TOTAL STOP TIME	OUT TIME	DRIVER OUT	

1 - 11:23:04.329 Kei COZZOLINO 29:40.551 1:33.358 1:33.358 11:24:37.687 Takeshi KIMURA
 - Finish Takeshi KIMURA 30:22.908

P14	47 GT3PA	D'station Racing						Porsche 991 GT3 R
D1: Satoshi HOSHINO	Total Stint: 14 Laps - 32:19.078 (52.44%)							Best Lap: 2:06.658 On Lap 18 @ 165.05 kph
D2: Seiji ARA	Total Stint: 11 Laps - 29:18.622 (47.56%)							Best Lap: 2:06.922 On Lap 8 @ 164.70 kph
STOP	IN TIME	DRIVER IN	STINT TIME	STOP TIME	TOTAL STOP TIME	OUT TIME	DRIVER OUT	

1 - 11:19:58.021 Seiji ARA 26:34.243 2:44.379 2:44.379 11:22:42.400 Satoshi HOSHINO
 - Finish Satoshi HOSHINO 32:19.078

P15	18 GT3PA	KCMG						Nissan GT-R NISMO GT3
D1: Yuke TANIGUCHI	Total Stint: 13 Laps - 30:24.615 (49.31%)							Best Lap: 2:07.070 On Lap 17 @ 164.51 kph
D2: Alexandre IMPERATORI	Total Stint: 12 Laps - 31:15.510 (50.69%)							Best Lap: 2:05.655 On Lap 7 @ 166.36 kph
STOP	IN TIME	DRIVER IN	STINT TIME	STOP TIME	TOTAL STOP TIME	OUT TIME	DRIVER OUT	

1 - 11:23:05.502 Alexandre IMPERATORI 29:41.724 1:33.786 1:33.786 11:24:39.288 Yuke TANIGUCHI
 - Finish Yuke TANIGUCHI 30:24.615

P16	97 GT3PA	Indigo Racing						Mercedes-AMG GT3
D1: Juwon SEO	Total Stint: 14 Laps - 33:45.578 (54.68%)							Best Lap: 2:06.303 On Lap 16 @ 165.51 kph
D2: Roelof BRUINS	Total Stint: 11 Laps - 27:58.713 (45.32%)							Best Lap: 2:05.733 On Lap 7 @ 166.26 kph
STOP	IN TIME	DRIVER IN	STINT TIME	STOP TIME	TOTAL STOP TIME	OUT TIME	DRIVER OUT	

1 - 11:19:51.138 Roelof BRUINS 26:27.360 1:31.353 1:31.353 11:21:22.491 Juwon SEO
 - Finish Juwon SEO 33:45.578

P17	27 GT3S	HubAuto Corsa						Ferrari 488 GT3
D1: Hongli YE	Total Stint: 14 Laps - 33:34.326 (54.37%)							Best Lap: 2:04.992 On Lap 15 @ 167.25 kph
D2: Nick FOSTER	Total Stint: 11 Laps - 27:43.432 (44.9%)							Best Lap: 2:03.776 On Lap 5 @ 168.89 kph
STOP	IN TIME	DRIVER IN	STINT TIME	STOP TIME	TOTAL STOP TIME	OUT TIME	DRIVER OUT	

1 - 11:19:35.895 Nick FOSTER 26:12.117 1:31.315 1:31.315 11:21:07.210 Hongli YE
 2 - 11:46:12.987 Hongli YE 25:05.777 27.089 1:58.404 11:46:40.076 Hongli YE
 - Finish Hongli YE 8:28.549

Weather / Track : Sunny / Dry

Suzuka
 Circuit Length = 5.807 km
 Start: 10:53 Flag 11:54 End: 12:01

Blancpain GT Series Asia 2018

RACE 2 - PIT STOP ANALYSIS

P18	45	GT3AM	KCMG					Audi R8 LMS GT3
D1: Naoto TAKEDA			Total Stint: 13 Laps - 30:14.773 (48.85%)					Best Lap: 2:11.113 On Lap 23 @ 159.44 kph
D2: Takuya SHIRASAKA			Total Stint: 12 Laps - 31:14.689 (50.47%)					Best Lap: 2:06.867 On Lap 6 @ 164.77 kph
STOP	IN TIME	DRIVER IN	STINT TIME	STOP TIME	TOTAL STOP TIME	OUT TIME	DRIVER OUT	
1 -	11:23:06.257	Takuya SHIRASAKA	29:42.479	1:32.210	1:32.210	11:24:38.467	Naoto TAKEDA	
2 -	11:33:43.831	Naoto TAKEDA	9:05.364	25.228	1:57.438	11:34:09.059	Naoto TAKEDA	
-	Finish	Naoto TAKEDA	21:09.409					
P19	390	GT3PA	Kizashi x Saccess Racing					Lamborghini Huracan GT3
D1: Tamotsu KONDO			Total Stint: 14 Laps - 33:08.040 (53.39%)					Best Lap: 2:12.816 On Lap 18 @ 157.39 kph
D2: Naoki YOKOMIZO			Total Stint: 11 Laps - 28:55.572 (46.61%)					Best Lap: 2:05.890 On Lap 5 @ 166.05 kph
STOP	IN TIME	DRIVER IN	STINT TIME	STOP TIME	TOTAL STOP TIME	OUT TIME	DRIVER OUT	
1 -	11:19:49.328	Naoki YOKOMIZO	26:25.550	2:30.022	2:30.022	11:22:19.350	Tamotsu KONDO	
-	Finish	Tamotsu KONDO	33:08.040					
P20	51	GT3AM	AMAC Motorsport					Lamborghini Huracan GT3
D1: Andrew MACPHERSON			Total Stint: 13 Laps - 30:38.824 (49.35%)					Best Lap: 2:13.625 On Lap 24 @ 156.44 kph
D2: William PORTER			Total Stint: 12 Laps - 31:27.138 (50.65%)					Best Lap: 2:08.331 On Lap 6 @ 162.89 kph
STOP	IN TIME	DRIVER IN	STINT TIME	STOP TIME	TOTAL STOP TIME	OUT TIME	DRIVER OUT	
1 -	11:23:07.136	William PORTER	29:43.358	1:43.780	1:43.780	11:24:50.916	Andrew MACPHERSON	
-	Finish	Andrew MACPHERSON	30:38.824					
P21	666	GT4AM	GruppeM Racing Team					Mercedes-AMG GT4
D1: Ryuichirou OHTSUKA			Total Stint: 14 Laps - 33:55.626 (54.48%)					Best Lap: 2:17.505 On Lap 17 @ 152.03 kph
D2: Reinhold RENGER			Total Stint: 10 Laps - 28:21.085 (45.52%)					Best Lap: 2:17.116 On Lap 4 @ 152.46 kph
STOP	IN TIME	DRIVER IN	STINT TIME	STOP TIME	TOTAL STOP TIME	OUT TIME	DRIVER OUT	
1 -	11:19:22.673	Reinhold RENGER	25:58.895	2:22.190	2:22.190	11:21:44.863	Ryuichirou OHTSUKA	
-	Finish	Ryuichirou OHTSUKA	33:55.626					
P22	72	GT4AM	Team iRaceWin					Mercedes-AMG GT4
D1: Ringo CHONG			Total Stint: 12 Laps - 29:16.373 (46.93%)					Best Lap: 2:19.864 On Lap 23 @ 149.46 kph
D2: Gilles VANNELET			Total Stint: 12 Laps - 33:06.255 (53.07%)					Best Lap: 2:17.333 On Lap 4 @ 152.22 kph
STOP	IN TIME	DRIVER IN	STINT TIME	STOP TIME	TOTAL STOP TIME	OUT TIME	DRIVER OUT	
1 -	11:24:18.382	Gilles VANNELET	30:54.604	2:11.651	2:11.651	11:26:30.033	Ringo CHONG	
-	Finish	Ringo CHONG	29:16.373					
P23	77	GT4AM	Craft Bamboo Racing					Mercedes-AMG GT4
D1: Frank YU			Total Stint: 12 Laps - 29:15.070 (46.89%)					Best Lap: 2:20.049 On Lap 22 @ 149.27 kph
D2: Jean Marc MERLIN			Total Stint: 12 Laps - 33:07.977 (53.11%)					Best Lap: 2:18.762 On Lap 4 @ 150.65 kph
STOP	IN TIME	DRIVER IN	STINT TIME	STOP TIME	TOTAL STOP TIME	OUT TIME	DRIVER OUT	
1 -	11:24:19.468	Jean Marc MERLIN	30:55.690	2:12.287	2:12.287	11:26:31.755	Frank YU	
-	Finish	Frank YU	29:15.070					
P24	81	GT4AM	BMW Team Studie					BMW M4 GT4
D1: Takayuki KINOSHITA			Total Stint: 14 Laps - 34:08.555 (54.61%)					Best Lap: 2:19.557 On Lap 19 @ 149.79 kph
D2: Sunako JUKUCHOU			Total Stint: 10 Laps - 28:22.711 (45.39%)					Best Lap: 2:17.578 On Lap 4 @ 151.95 kph
STOP	IN TIME	DRIVER IN	STINT TIME	STOP TIME	TOTAL STOP TIME	OUT TIME	DRIVER OUT	
1 -	11:19:21.355	Sunako JUKUCHOU	25:57.577	2:25.134	2:25.134	11:21:46.489	Takayuki KINOSHITA	
-	Finish	Takayuki KINOSHITA	34:08.555					
P25	17	GT4AM	Taiwan Top Speed Racing Team					Porsche Cayman GT4 Clubsport MR
D1: George CHOU			Total Stint: 14 Laps - 34:21.714 (54.95%)					Best Lap: 2:20.191 On Lap 15 @ 149.11 kph
D2: Keo CHANG			Total Stint: 10 Laps - 28:10.141 (45.05%)					Best Lap: 2:19.530 On Lap 7 @ 149.82 kph
STOP	IN TIME	DRIVER IN	STINT TIME	STOP TIME	TOTAL STOP TIME	OUT TIME	DRIVER OUT	
1 -	11:19:25.401	Keo CHANG	26:01.623	2:08.518	2:08.518	11:21:33.919	George CHOU	
-	Finish	George CHOU	34:21.714					
P26	11	GT4AM	TTR Team SARD					Porsche Cayman GT4 Clubsport MR
D1: Brian LEE			Total Stint: 14 Laps - 34:16.540 (54.81%)					Best Lap: 2:20.278 On Lap 22 @ 149.02 kph
D2: Tony FONG			Total Stint: 10 Laps - 28:15.513 (45.19%)					Best Lap: 2:19.600 On Lap 5 @ 149.75 kph
STOP	IN TIME	DRIVER IN	STINT TIME	STOP TIME	TOTAL STOP TIME	OUT TIME	DRIVER OUT	

Weather / Track : Sunny / Dry

Suzuka
Circuit Length = 5.807 km
Start: 10:53 Flag 11:54 End: 12:01

Blancpain GT Series Asia 2018

RACE 2 - PIT STOP ANALYSIS

1 - 11:19:27.015 Tony FONG 26:03.237 2:12.276 2:12.276 11:21:39.291 Brian LEE
- Finish Brian LEE 34:16.540

STOP	IN TIME	DRIVER IN	STINT TIME	STOP TIME	TOTAL STOP TIME	OUT TIME	DRIVER OUT
1 -	11:21:50.276	Max CHEN	28:26.498	2:23.438	2:23.438	11:24:13.714	Ken URATA
-	Finish	Ken URATA	31:42.325				

STOP	IN TIME	DRIVER IN	STINT TIME	STOP TIME	TOTAL STOP TIME	OUT TIME	DRIVER OUT
1 -	11:19:56.602	Franky CHENG	26:32.824	1:46.022	1:46.022	11:21:42.624	Martin RUMP
-	Finish	Martin RUMP	15:38.841				